

Datamatics Global Technologies AG
Financial statements for the year ended March 31, 2019

Balance sheet as at

Particulars	Note	(Amount in CHF)	
		March 31, 2019	March 31, 2018
Current assets			
Financial assets			
i. Trade receivables	2	-	26,155
ii. Cash and cash equivalents	3	10,499	11,570
iii. Other financial assets	4	14,367	-
Other current assets	5	10,923	6,422
Total current assets		35,789	44,147
Total assets		35,789	44,147
EQUITY AND LIABILITIES			
Equity			
Equity share capital	6(a)	50,000	50,000
Other equity	6(b)	(42,051)	(27,143)
Total equity		7,949	22,857
LIABILITIES			
Current liabilities			
Financial liabilities			
i. Trade payables	7	26,003	3,968
Current tax liabilities		-	200
Other current liabilities	8	1,837	17,122
Total liabilities		27,840	21,290
Total equity and liabilities		35,789	44,147

As per our attached report of even date
For Kanu Doshi Associates LLP
Chartered Accountants
Firm Registration No. 104746W/W100096




Kunal Vakharia
Partner
Membership No. 148916



Place : Mumbai
Dated : May 8, 2019

For and on behalf of the Board



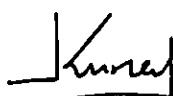
Brajesh Ugra
Director




Datamatics Global Technologies AG
Statement of profit and loss for the year ended March 31, 2019

Particulars	Note	(Amount in CHF)	
		March 31, 2019	March 31, 2018
Revenue from operations	7	218,068	208,370
Total income		218,068	208,370
Expenses			
Employee benefit expenses	8	198,870	168,860
Other expenses	9	34,106	49,181
Total expenses		232,976	218,041
Profit before tax		(14,908)	(9,670)
Income tax expense		-	-
- Current tax		-	-
Total tax expense		-	-
Profit for the year		(14,908)	(9,670)
<i>Items that will not be reclassified to profit or loss</i>			
OCI for the year		-	-
Total comprehensive income for the year		(14,908)	(9,670)
Earnings per Equity Share (of CHF 1 each)			
Basic and diluted	11	(0.30)	(0.19)

As per our attached report of even date
For Kanu Doshi Associates LLP
Chartered Accountants
Firm Registration No. 104746W/W100096




Kunal Vakharia
Partner
Membership No. 148916



Place : Mumbai
Dated : May 8, 2019

For and on behalf of the Board



Brajesh Ugra
Director



Datamatics Global Technologies AG
Statement of changes in equity for the year ended March 31, 2019

A. Equity share capital

Particulars	Amount in CHF
As at April 01, 2016	50,000
Changes in equity share capital	-
As at March 31, 2018	50,000
Changes in equity share capital	-
As at March 31, 2019	50,000

B. Other equity

Particulars	(Amount in CHF)	
	Retained earnings	Total
As at March 31, 2017	(17,473)	(17,473)
Profit for the year	(9,670)	(9,670)
Total comprehensive income for the year	(9,670)	(9,670)
As at March 31, 2018	(27,143)	(27,143)
Profit for the year	(14,908)	(14,908)
Total comprehensive income for the year	(14,908)	(14,908)
As at March 31, 2019	(42,051)	(42,051)

As per our attached report of even date
 For Kanu Doshi Associates LLP
 Chartered Accountants
 Firm Registration No. 104746W/W100096



Kunal Vakharia
 Partner
 Membership No. 148916



For and on behalf of the Board



Brajesh Ugra
 Director



Place : Mumbai
 Dated : May 8, 2019

Note 1: Significant accounting policies

a) Company Overview

Datamatics Global Technologies AG (DGTAG), a trusted partner to several Fortune 500 Companies is a global provider of Information Technology (IT) and Business Process Management (BPM) and Consulting services. The Company provides business aligned next-generation solutions to a wide range of industry verticals that help enterprises across the world overcome their business challenges and achieve operational efficiencies. These solutions leverage innovations in technology, knowledge of business processes and domain expertise to provide clients a competitive edge.

b) Basis of preparation

i) Compliance with Ind AS

This Condensed Financial Statements are prepared as per Indian Accounting Standards (Ind AS), on the accrual basis of accounting and in accordance with generally acceptable accounting principle in India from the books of accounts maintained in CHF. The above Condensed Financial Statements comprising Balance sheet, the Statement of Profit and Loss (including other Comprehensive Income) and Statement of Equity for the year then ended and a summary of significant accounting policies and a summary of selected explanatory notes have been prepared by Management to enable its Holding Company, Datamatics Global Services Limited to prepare its Consolidated Financial Statements and only relevant disclosures as required for the intended purpose are disclosed.

ii) Use of estimates

The preparation of financial statements as per Generally Accepted Accounting Principals requires management to make estimates and assumptions which affects the reported amounts of assets and liabilities and disclosures of contingent assets and liabilities at the date of financial statements and reported amount of revenue and expenses during the reported period. Actual results could differ from such estimates.

iii) Foreign currency translation

Functional and presentation currency

The financial statements are presented in Confœderatio Helvetica Francs (CHF), rounded to the nearest CHF.

Assets and liabilities, expressed in foreign currencies are translated into CHF at the rate of exchange ruling at the end of the reporting period.

Resulting profit or loss is taken to the statement of profit or loss and other comprehensive income.

iv) Revenue recognition

Revenue from services is recognised based on time and material and billed to the clients as per the term of the contract.

v) Intangible assets

Computer software

The amount which was recognised as asset comprises both the original purchase cost and expenditures directly attributable to its development. Management has decided to adopt the policy of amortising software costs over a period of three years on a straight line basis.

vi) Financial instruments

A financial instrument is any contract that gives rise to a financial asset of one entity and a financial liability or equity instrument of another entity.

(1) Financial Assets

(i) Classification

The Company classifies its financial assets in the following measurement categories:

- (a) those to be measured subsequently at fair value (either through other comprehensive income, or through profit or loss); and
- (b) those measured at amortised cost.


The classification depends on the entity's business model for managing the financial assets and the contractual terms of the cash flows.

- (a) For assets measured at fair value, gains and losses will either be recorded in profit or loss or other comprehensive income.
- (b) For investments in debt instruments, this will depend on the business model in which the investment is held.
- (c) For investments in equity instruments, this will depend on whether the Company has made an irrevocable election at the time of initial recognition to account for the equity investment at fair value through other comprehensive income.

The Company reclassifies debt investments when and only when its business model for managing those assets changes.

(ii) Measurement

At initial recognition, the Company measures a financial asset at its fair value plus, in the case of a financial asset not at fair value through profit or loss, transaction costs that are directly attributable to the acquisition of the financial asset. Transaction costs of financial assets carried at fair value through profit or loss are expensed in profit or loss.



(iii) Impairment of financial assets

For trade receivables only, the Company applies the simplified approach permitted by Ind AS 109 Financial Instruments, which requires expected lifetime credit losses (ECL) to be recognised from initial recognition of the receivables. The Company uses historical default rates to determine impairment loss on the portfolio of trade receivables. At every reporting date these historical default rates are reviewed and changes in the forward looking estimates are analysed.

(iv) Derecognition of financial assets

A financial asset is derecognised only when -

- (a) The Company has transferred the rights to receive cash flows from the financial asset or
- (b) retains the contractual rights to receive the cash flows of the financial asset, but assumes a contractual obligation to pay the cash flows to one or more recipients.

Where the entity has transferred an asset, the Company evaluates whether it has transferred substantially all risks and rewards of ownership of the financial asset. In such cases, the financial asset is derecognised. Where the entity has not transferred substantially all risks and rewards of ownership of the financial asset, the financial asset is not derecognised.

Where the entity has neither transferred a financial asset nor retains substantially all risks and rewards of ownership of the financial asset, the financial asset is derecognised if the Company has not retained control of the financial asset. Where the Company retains control of the financial asset, the asset is continued to be recognised to the extent of continuing involvement in the financial asset.

(2) Financial Liabilities

(i) Measurement

Financial liabilities are initially recognised at fair value, reduced by transaction costs (in case of financial liability not at fair value through profit or loss), that are directly attributable to the issue of financial liability. After initial recognition, financial liabilities are measured at amortised cost using effective interest method. The effective interest rate is the rate that exactly discounts estimated future cash outflow (including all fees paid, transaction cost, and other premiums or discounts) through the expected life of the financial liability, or, where appropriate, a shorter period, to the net carrying amount on initial recognition. At the time of initial recognition, there is no financial liability irrevocably designated as measured at fair value through profit or loss.


(ii) Derecognition

A financial liability is derecognised when the obligation under the liability is discharged or cancelled or expires. When an existing financial liability is replaced by another from the same lender on substantially different terms, or the terms of an existing liability are substantially modified, such an exchange or modification is treated as the de-recognition of the original liability and the recognition of a new liability. The difference in the respective carrying amounts is recognised in the statement of profit or loss.

vii) Earnings per share

Basic earnings per share is calculated by dividing:

- * the profit attributable to owners of the company
- * by the weighted average number of equity shares outstanding during the financial year, adjusted for bonus elements in equity shares issued during the year and excluding treasury shares (note 11).



Datamatics Global Technologies AG
Financial statements for the year ended March 31, 2019

Note 2 - Trade receivables

Particulars	(Amount in CHF)	
	March 31, 2019	March 31, 2018
Considered Good	-	26,155
Less :- Provision for doubtful debts	-	26,155
Total	-	26,155

Note 3 - Cash and cash equivalents


Particulars	(Amount in CHF)	
	March 31, 2019	March 31, 2018
Bank balances	10,499	11,570
Total	10,499	11,570

Note 4 - Other current financial assets

Particulars	(Amount in CHF)	
	March 31, 2019	March 31, 2018
Unbilled Revenue	14,367	-
Total	14,367	-

Note 5 - Other current assets

Particulars	(Amount in CHF)	
	March 31, 2019	March 31, 2018
Unsecured, Considered Good		
Prepaid expenses	10,923	6,422
Total	10,923	6,422



Note 6 - Equity share capital and other equity

6(a) - Equity share capital

(i) Authorised share capital

Particulars	Number of shares	Amount in CHF
As at March 31, 2017	100,000	100,000
Increase during the year	-	-
As at March 31, 2018	100,000	100,000
Increase during the year	-	-
As at March 31, 2019	100,000	100,000

(ii) Issued, Subscribed and Paid-up share capital

Particulars	Number of shares	Amount in CHF
As at March 31, 2017	50,000	50,000
Increase during the year	-	-
As at March 31, 2018	50,000	50,000
Increase during the year	-	-
As at March 31, 2019	50,000	50,000

(iii) Movements in equity share capital

Particulars	Number of shares	Amount in CHF
As at March 31, 2017	50,000	50,000
As at March 31, 2018	50,000	50,000
As at March 31, 2019	50,000	50,000

(iv) Shares of the company held by holding company

Particulars	(Amount in CHF)	
	March 31, 2019	March 31, 2018
50,000 (50,000) Equity shares of CHF 1 held by Datamatics Global Services Limited	50,000	50,000

6(b) - Other equity

Particulars	(Amount in CHF)	
	March 31, 2019	March 31, 2018
Retained earnings	(42,051)	(27,143)
Total	(42,051)	(27,143)

(i) Retained earnings


Particulars	March 31, 2019	March 31, 2018
Opening balance	(27,143)	(17,473)
Net profit for the period	(14,908)	(9,670)
Closing balance	(42,051)	(27,143)

Note 7 - Trade payables

Particulars	(Amount in CHF)	
	March 31, 2019	March 31, 2018
Trade payables	26,003	3,968
Total	26,003	3,968

Note 8 - Other current liabilities

Particulars	(Amount in CHF)	
	March 31, 2019	March 31, 2018
Statutory dues	1,837	17,122
Total	1,837	17,122



Datamatics Global Technologies AG
 Financial statements for the year ended March 31, 2019

Note 7 - Revenue from operations

Particulars	(Amount in CHF)	
	March 31, 2019	March 31, 2018
Export sales		
Sales -domestic	218,068	61,628
	-	146,743
Total	218,068	208,370

Note 8 - Employee benefit expenses

Particulars	(Amount in CHF)	
	March 31, 2019	March 31, 2018
Basic Salary, Wages & Allowances	181,362	151,710
Contribution towards PF & Other funds	16,881	14,341
Staff Welfare	627	2,809
Total	198,870	168,860

Note 9 - Other expenses

Particulars	(Amount in CHF)	
	March 31, 2019	March 31, 2018
Legal & Professional expenses		
Technical fees	16,284	17,669
Bank charges	-	10,500
Rates & Taxes	17,121	17,184
Exchange Loss	286	-
Insurance	78	3,636
	337	192
Total	34,106	49,181



DATAMATICS GLOBAL TECHNOLOGIES AG
Notes forming part of Financial Statements

10 Related Party Disclosure

Related parties comprise companies under common ownership and/or common management control, associates and shareholders.

The nature of significant related party transactions and the amounts involved are as follows:

Particulars	(Amount in CHF)	
	March 31, 2019	March 31, 2018
Included in Revenue from operations		
Datamatics Global Services Limited	218,068	61,628
Included in Trade Recivable		
Datamatics Global Services Limited	-	11,751
Included in Other financial assets		
Datamatics Global Services Limited	14,367	-

11 Earnings per Share

Particulars	March 31, 2019	March 31, 2018
Net profit after tax (in CHF)		
Number of equity shares	(14,908)	(9,670)
Nominal value of shares	50,000	50,000
Earnings per Share (Basic and Diluted)	CHF 1 (0.30)	CHF 1 (0.19)

12 Previous year figures have been appropriately regrouped/reclassified and rearranged wherever necessary to conform to the current year's presentation.

13 Figures are rounded off to the nearest of CHF.


As per our attached report of even date
For Kanu Doshi Associates LLP
Chartered Accountants
Firm Registration No. 104746W/W100096

For and on behalf of the Board



Kunal Vakharia
Partner
Membership No. 148916





Brajesh Ugra
Director



Place : Mumbai
Dated : May 8, 2019