

INDEPENDENT AUDITORS' REPORT

To the Members of LUMINA DATAMATICS LIMITED

Report on the Audit of the Standalone Financial Statements

Opinion

We have audited the Standalone Financial Statements of **LUMINA DATAMATICS LIMITED** ("the Company"), which comprise the Balance Sheet as at March 31, 2023, and the Statement of Profit and Loss (including Other Comprehensive Income), Statement of Changes in Equity and Statement of Cash flows for the year then ended, and notes to the Standalone Financial Statements, including a summary of the significant accounting policies and other explanatory information (hereinafter referred to as "the Standalone Financial Statements").

In our opinion and to the best of our information and according to the explanations given to us, the aforesaid Standalone Financial Statements give the information required by the Companies Act, 2013 ("the Act") in the manner so required and give a true and fair view, in conformity with the accounting principles generally accepted in India, of the state of affairs of the Company as at March 31, 2023, and its net profit including other comprehensive income, changes in equity and its cash flows for the year ended on that date.

Basis for Opinion

We conducted our audit in accordance with the Standards on Auditing (SAs) specified under Section 143(10) of the Act. Our responsibilities under those Standards are further described in the Auditor's Responsibilities for the Audit of the Financial Statements Section of our report. We are independent of the Company in accordance with the Code of Ethics issued by the Institute of Chartered Accountants of India together with ethical requirements that are relevant to our audit of the Standalone Financial Statements under the provisions of the Act and the Rules thereunder, and we have fulfilled our other ethical responsibilities in accordance with these requirements and the Code of Ethics. We believe that the audit evidence we have obtained is sufficient and appropriate to provide a basis for our opinion.

Emphasis of Matter

As at March-31, 2023, the Company has an investment of Rs. 14,898.55 lakhs in equity shares of a wholly owned subsidiary. The net worth of this subsidiary as on March 31, 2023 is lower than the amount of investment. We are given to understand that this investment is for long term and of strategic nature and the management is confident of turning around the subsidiary in the near future. Hence, no provision for diminution in the value of investment has been considered necessary by the management. Our opinion is not modified in respect of this matter.

Key Audit Matters

Key audit matters are those matters that, in our professional judgment, were of most significance in our audit of the Standalone Financial Statements of the current period. These matters were addressed in the context of our audit of the Standalone Financial Statements as a whole, and in forming our opinion thereon, and we do not provide a separate opinion on these matters.



Sr. No.	Key Audit Matter	Response To Key Audit Matter
1	<p>Transactions with Related Parties</p> <p>The company has material related party transactions during the year. Related party transactions impose limitations on the auditor's ability to obtain audit evidence that all other aspects of related party transactions (other than price) are equivalent to those of a similar arm's length transaction. Further the nature and complexity of such transactions and the involvement of management with respect to the roles and responsibilities of the entities involved in the transactions, makes it subjective.</p>	<p>Principal Audit Procedures</p> <p>Our audit procedures on transactions with related parties included the following:</p> <ul style="list-style-type: none"> • We obtained a comfort letter issued by the independent professional who is in charge of Transfer Pricing matters of the Company which states that the transactions are conducted at arm's length price. • We also reviewed the income tax assessments of earlier years to corroborate whether the methodology adopted by the Company has been accepted by the income tax authorities in previous years. • We also compared the pricing model and other terms of the current agreements with agreements of the previous years.

Other Information

The Company's Management and the Board of Directors are responsible for the other information. The other information comprises the information included in the Company's annual report, but does not include the Standalone Financial Statements and our auditors' report thereon.

Our opinion on the Standalone Financial Statements does not cover the other information and we do not express any form of assurance conclusion thereon.

In connection with our audit of the Standalone Financial Statements, our responsibility is to read the other information and, in doing so, consider whether the other information is materially inconsistent with the Standalone Financial Statements or our knowledge obtained in the audit or otherwise appears to be materially misstated. If, based on the work we have performed, we conclude that there is a material misstatement of this other information; we are required to report that fact. We have nothing to report in this regard.

Responsibilities of Management and Those charged with Governance for the Standalone Financial Statements

The Company's management and the Board of Directors is responsible for the matters stated in Section 134(5) of the Act with respect to the preparation of these Standalone Financial Statements that give a true and fair view of the financial position, the financial performance,



the changes in equity and the cash flows of the Company in accordance with the accounting principles generally accepted in India, including the Indian Accounting Standards (Ind AS) specified under Section 133 of the Act. This responsibility also includes maintenance of adequate accounting records in accordance with the provisions of the Act for safeguarding of the assets of the Company and for preventing and detecting frauds and other irregularities; selection and application of appropriate accounting policies; making judgments and estimates that are reasonable and prudent; and design, implementation and maintenance of adequate internal financial controls that were operating effectively for ensuring the accuracy and completeness of the accounting records, relevant to the preparation and presentation of the Standalone Financial Statements that give a true and fair view and are free from material misstatement, whether due to fraud or error.

In preparing the Standalone Financial Statements, the Management and the Board of Directors are responsible for assessing the Company's ability to continue as a going concern, disclosing, as applicable, matters related to going concern and using the going concern basis of accounting unless management either intends to liquidate the Company or to cease operations, or has no realistic alternative but to do so.

The Board of Directors is also responsible for overseeing the Company's financial reporting process.

Auditor's Responsibilities for the Audit of the Financial Statements

Our objectives are to obtain reasonable assurance about whether the Standalone Financial Statements as a whole are free from material misstatement, whether due to fraud or error, and to issue an auditor's report that includes our opinion. Reasonable assurance is a high level of assurance, but is not a guarantee that an audit conducted in accordance with SAs will always detect a material misstatement when it exists. Misstatements can arise from fraud or error and are considered material if, individually or in the aggregate, they could reasonably be expected to influence the economic decisions of users taken on the basis of these Standalone Financial Statements.

As part of an audit in accordance with SAs, we exercise professional judgment and maintain professional skepticism throughout the audit. We also:

- Identify and assess the risks of material misstatement of the Standalone Financial Statements, whether due to fraud or error, design and perform audit procedures responsive to those risks, and obtain audit evidence that is sufficient and appropriate to provide a basis for our opinion. The risk of not detecting a material misstatement resulting from fraud is higher than for one resulting from error, as fraud may involve collusion, forgery, intentional omissions, misrepresentations, or the override of internal control.
- Obtain an understanding of internal control relevant to the audit in order to design audit procedures that are appropriate in the circumstances. Under section 143(3)(i) of the Companies Act, 2013, we are also responsible for expressing our opinion on whether the company has adequate internal financial controls system in place and the operating effectiveness of such controls.
- Evaluate the appropriateness of accounting policies used and the reasonableness of accounting estimates and related disclosures made by management.
- Conclude on the appropriateness of management's use of the going concern basis of accounting and, based on the audit evidence obtained, whether a material uncertainty exists related to events or conditions that may cast significant doubt on the Company's ability to continue as a going concern. If we conclude that a material uncertainty exists, we are required to draw attention in our auditor's report to the related disclosures in the financial statements or, if such disclosures are inadequate, to modify our opinion. Our conclusions



are based on the audit evidence obtained up to the date of our auditor's report. However, future events or conditions may cause the Company to cease to continue as a going concern.

- Evaluate the overall presentation, structure and content of the Standalone Financial Statements, including the disclosures, and whether the financial statements represent the underlying transactions and events in a manner that achieves fair presentation.

We communicate with those charged with governance regarding, among other matters, the planned scope and timing of the audit and significant audit findings, including any significant deficiencies in internal control that we identify during our audit.

We also provide those charged with governance with a statement that we have complied with relevant ethical requirements regarding independence, and to communicate with them all relationships and other matters that may reasonably be thought to bear on our independence, and where applicable, related safeguards.

From the matters communicated with those charged with governance, we determine those matters that were of most significance in the audit of the Standalone Financial Statements of the current period and are therefore the key audit matters. We describe these matters in our auditor's report unless law or regulation precludes public disclosure about the matter or when, in extremely rare circumstances, we determine that a matter should not be communicated in our report because the adverse consequences of doing so would reasonably be expected to outweigh the public interest benefits of such communication.

Report on Other Legal and Regulatory Requirements

1. As required by the Companies (Auditors' Report) Order, 2020 ("the Order") issued by the Central Government of India in terms of Section 143 (11) of the Act, we give in the "Annexure A" a statement on the matters specified in paragraphs 3 and 4 of the Order, to the extent applicable.
2. As required by Section 143(3) of the Act, we report that:
 - a) We have sought and obtained all the information and explanations which to the best of our knowledge and belief were necessary for the purposes of our audit of the aforesaid Standalone Financial Statements.
 - b) In our opinion, proper books of account as required by law relating to preparation of the aforesaid Standalone Financial Statements have been kept by the Company so far as it appears from our examination of those books.
 - c) The Balance Sheet, the Statement of Profit and Loss (including other comprehensive income), the Statement of Changes in Equity and the Cash Flow Statement dealt with by this Report are in agreement with the books of account maintained for the purpose of preparation of the Standalone Financial Statements.
 - d) In our opinion, the aforesaid Standalone Financial Statements comply with the Accounting Standards specified under Section 133 of the Act, read with Rule 7 of the Companies (Account) Rules, 2014.
 - e) On the basis of the written representations received from the directors as on March 31, 2023 and taken on record by the Board of Directors, none of the directors is disqualified as on March 31, 2023 from being appointed as a director in terms of Section 164(2) of the Act.



- f) With respect to the adequacy of the internal financial controls over financial reporting of the Company and the operating effectiveness of such controls, refer to our separate Report in "Annexure B".
- g) With respect to the other matters to be included in the Auditor's Report in accordance with the requirements of section 197(16) of the Act, as amended, in our opinion and to the best of our information and according to the explanations given to us, the remuneration paid by the Company to its directors during the year is in accordance with the provisions of section 197 of the Act.
- h) With respect to the other matters to be included in the Auditor's Report in accordance with Rule 11 of the Companies (Audit and Auditors) Rules, 2014, in our opinion and to the best of our information and according to the explanations given to us:
- i. The Company does not have any pending litigations on its financial position in its Standalone Financial Statements
 - ii. The Company did not have any material foreseeable losses on long-term contracts including derivatives contracts.
 - iii. There were no amounts which were required to be transferred to the Investor Education and Protection Fund by the Company during the year ended March 31, 2023.
 - iv. a. The management has represented that, to the best of its knowledge and belief, no funds have been advanced or loaned or invested (either from borrowed funds or share premium or any other sources or kind of funds) by the Company to or in any other persons or entities, including foreign entities ("Intermediaries"), with the understanding, whether recorded in writing or otherwise, that the Intermediary shall:
 - directly or indirectly lend or invest in other persons or entities identified in any manner whatsoever ("Ultimate Beneficiaries") by or on behalf of the Company or
 - provide any guarantee, security or the like to or on behalf of the Ultimate Beneficiaries.
 - b. The management has represented, that, to the best of its knowledge and belief, no funds have been received by the Company from any persons or entities, including foreign entities ("Funding Parties"), with the understanding, whether recorded in writing or otherwise, that the Company shall:
 - directly or indirectly, lend or invest in other persons or entities identified in any manner whatsoever ("Ultimate Beneficiaries") by or on behalf of the Funding Party or
 - provide any guarantee, security or the like from or on behalf of the Ultimate Beneficiaries; and



c. Based on such audit procedures as considered reasonable and appropriate in the circumstances, nothing has come to our notice that has caused us to believe that the representations under sub-clause (iv) (a) and (b) contain any material mis-statement.

V. The dividend declared or paid during the year by the Company is in compliance with Section 123 of the Act.

For Kanu Doshi Associates LLP
Chartered Accountants
FRN. No. 104746W/W100096



Kunal Vakharia
Partner
Membership no. 148916
UDIN: 23148916BGUSXT6487



Place: Mumbai
Date: 27th April 2023

ANNEXURE A TO THE AUDITOR'S REPORT

Referred to in paragraph 1 of 'Report on other Legal and Regulatory Requirements' in our Report of even date on the accounts of LUMINA DATAMATICS LIMITED for the year ended March 31, 2023:

- i. (a) (A) The Company is maintaining proper records showing full particulars including quantitative details and situation of Property, plant and equipment.

(B) The Company has maintained proper records showing full particulars of Intangible assets.
- (b) The fixed assets of the company are physically verified by the Management in accordance with a regular programme of verification which, in our opinion, provides for physical verification of all fixed assets at reasonable intervals. According to the information and explanation given to us, no material discrepancies were noticed on such verification during the year.
- (c) According to the information and explanations given to us and the records examined by us and based on the examination of the registered transfer deed provided to us, we report that, in respect of immovable properties of premises that have been taken on lease and disclosed as fixed assets in the financial statement, the lease agreements are in the name of the Company, where the Company is the lessee in the agreement.
- (d) According to the information and explanations given to us and on the basis of our examination of the records of the Company, the Company has not revalued its Property, plant and equipment (including Right-of use assets) or Intangible assets or both during the year.
- (e) According to information and explanations given to us and on the basis of our examination of the records of the Company, there are no proceedings initiated or pending against the Company for holding any benami property under the Prohibition of Benami Property Transactions Act, 1988 and rules made thereunder.
- ii. The Company's nature of operations does not require it to hold inventories. Consequently, clause 3(ii) of the Order is not applicable.
- iii. According to information and explanations given to us and on the basis of our examination of the records of the Company, during the year the Company has made investment in a wholly owned subsidiary. However, the Company has not provided any guarantee or security or granted any advances in the nature of loans, secured or unsecured, to companies, firms, limited liability partnerships or other parties covered in the register maintained under Section 189 of the Act. Hence sub clauses (a) to (f) of clause 3(iii) are not applicable to the Company.
- iv. According to information and explanations given to us and on the basis of our examination of the records of the Company, the Company has not given any loans, or provided any guarantee or security as specified under Section 185 of the Companies Act, 2013 and the Company has not provided any loans, guarantee or security as specified under Section 186 of the Companies Act, 2013. Further, the company has complied with provisions of Section 186 of the Companies Act, 2013 in respect of investments made during the year.
- v. The Company has not accepted any deposits from the public within the meaning of Sections 73, 74, 75 and 76 of the Act and the rules framed there under to the extent notified and therefore clause (v) of the Order is not applicable.
- vi. The Central Government has not prescribed the maintenance of cost records under sub-Section (1) of Section 148 of the Act, for any of the products of the Company.



- vii. (a) The Company is regular in depositing with appropriate authorities undisputed statutory dues including Provident Fund, Employees' State Insurance, Income Tax, Customs Duty, Cess, Goods & Service Tax and any other material statutory dues applicable to it and there were no arrears as at March 31, 2023 for a period of more than six months from the date they became payable..
- (b) As informed to us, there were no disputed amounts payable in respect of Provident Fund, Employees' State Insurance, Income Tax, Sales Tax, Service Tax, GST, Custom Duty, Value Added Tax, Cess and any other material statutory dues in arrears, as at March 31, 2023.
- viii. According to the information and explanations given to us and on the basis of our examination of the records of the Company, the Company has not surrendered or disclosed any transactions, previously unrecorded as income in the books of account, in tax assessments under the Income tax Act, 1961 as income during the year.
- ix. (a) According to the records of the Company examined by us and information and explanation given to us, the Company has not defaulted in repayment of dues to banks during the year. The company has not taken any loan or borrowing from government, financial institution and has not issued debentures during the year.
- (b) According to the information and explanation given to us and on the basis of our examination of the records of the Company, the Company has not been declared a wilful defaulter by any bank or financial institution or government or government authority.
- (c) According to the information and explanations given to us by the management, the Company has not obtained any term loans. Accordingly, clause 3 (ix) (c) of the Order is not applicable.
- (d) According to the information and explanation given to us and on an overall examination of the balance sheet of the Company, we report that no funds raised on short term basis have been utilized for long term purposes. Accordingly, clause 3(ix)(d) of the Order is not applicable.
- (e) According to the information and explanation given to us and on an overall examination of the financial statements of the Company, we report that the Company has not taken any funds from any entity or person on account of or to meet the obligations of its subsidiaries as defined under the Companies Act, 2013. Accordingly, clause 3(ix)(e) of the Order is not applicable.
- (f) According to the information and explanation given to us and procedures performed by us, we report that the Company has not raised loans during the year on the pledge of securities held in its subsidiaries as defined under the Companies Act, 2013. Accordingly, clause 3(ix)(f) of the Order is not applicable.
- x. (a) The Company has not raised any money by way of public issue/ further offer (including debt instruments) and through term loans during the year. Accordingly, clause 3 (x)(a) of the order is not applicable to the Company.
- (b) According to the information and explanation given to us and on the basis of our examinations of the records of the Company, the Company has not made any preferential allotment or private placement of shares or fully or partly convertible



debentures during the year. Accordingly, clause 3(x)(b) of the Order is not applicable.

- xi. (a) Based upon the audit procedures performed and information and explanation given by the management, considering the principles of materiality outlined in Standards on Auditing, we report that no fraud by the Company or on the Company has been noticed or reported during the year.
- (b) According to the information and explanations given to us, no report under Section 143 (12) of the Companies Act, 2013 has been filed by the auditors in Form ADT-4 as prescribed under Rule 13 of Companies (Audit and Auditors) Rules, 2014 with the Central Government.
- (c) There were no whistle blower complaints received by the Company during the year. Accordingly, clause 3(xi)(c) of the Order is not applicable.
- xii. In our opinion and according to the information and explanations given to us, the nature of the activities of the company does not attract any special statute applicable to Nidhi Company. Accordingly, clause 3(xii) of the order is not applicable to the company.
- xiii. According to the information and explanation given to us, and based on our examination of the records of the Company, transactions with the related parties are in compliance with Sec 177 and 188 of Companies Act, 2013 where applicable and details of such transactions have been disclosed in the Standalone Financial Statements as required by the applicable accounting standards.
- xiv. In our opinion and based on our examination, the company does not have an internal audit system and is not required to have an internal audit system as per provisions of the Companies Act 2013. Accordingly, clause 3(xiii) of the order is not applicable to the company.
- xv. In our opinion and according to the information and explanations given to us and based on our examination of the records of the Company, the company has not entered into any non-cash transactions with directors or persons connected with him. Accordingly, clause 3 (xv) of the Order is not applicable to the Company.
- xvi. (a) The company is not required to be registered under Sec 45-IA of the Reserve Bank of India Act, 1934. Accordingly, clause 3 (xvi) (a) of the Order is not applicable to the Company.
- (b) The company is not required to be registered under Sec 45-IA of the Reserve Bank of India Act, 1934. Accordingly, clause 3 (xvi) (b) of the Order is not applicable to the Company.
- (c) The Company is not a Core Investment Company (CIC) as defined in the regulations is made by the Reserve Bank of India. Accordingly, clause 3 (xvi) (c) of the Order is not applicable to the Company.
- (d) According to the information and explanations provided to us during the course of audit, the Group does not have any CIC. Accordingly, clause 3 (xvi)(d) of the Order is not applicable to the Company.
- xvii. The Company has not incurred cash losses in the current year as well as in the immediately preceding financial year.



- xviii. There has been no resignation of the statutory auditors during the year. Accordingly, clause 3 (xviii) of the Order is not applicable to the Company.

- xix. According to the information and explanations given to us and on the basis of the financial ratios, ageing and expected dates of realisation of financial assets and payment of financial liabilities, other information accompanying the financial statements, our knowledge of the Board of Directors and management plans and based on our examination of the evidence supporting the assumptions, nothing has come to our attention, which causes us to believe that any material uncertainty exists as on the date of the audit report that the Company is not capable of meeting its liabilities existing at the date of balance sheet as and when they fall due within a period of one year from the balance sheet date. We, however, state that our reporting is based on the facts up to the date of the audit report and we neither give any guarantee nor any assurance that all liabilities falling due within a period of one year from the balance sheet date, will get discharged by the Company as and when they fall due.

- xx. In our opinion and according to the information and explanations given to us, there is no unspent amount under section 135 (5) of the Companies Act, 2013 pursuant to any project. Accordingly, clauses 3(xx) (a) and 3(xx) (b) of the Order are not applicable.

For Kanu Doshi Associates LLP
Chartered Accountants
FRN. No. 104746W/W100096



Kunal Vakharia
Partner
Membership no. 148916
UDIN: 23148916BGUSXT6487



Place: Mumbai
Date: 27th April 2023

ANNEXURE B TO THE AUDITORS' REPORT

(Referred to in paragraph 2(f) of 'Report on Other Legal and Regulatory Requirements' section of our report of even date)

Report on the Internal Financial Controls under Clause (i) of Sub-Section 3 of Section 143 of the Companies Act, 2013 ("the Act")

We have audited the internal financial controls over financial reporting of **Lumina Datamatics Limited** ("the Company") as of March 31, 2023 in conjunction with our audit of the Standalone Financial Statements of the Company for the year ended on that date.

Management's Responsibility for Internal Financial Controls

The Company's Board of Directors are responsible for establishing and maintaining internal financial controls based on the internal control over financial reporting criteria established by the Company considering the essential components of internal control stated in the Guidance Note on Audit of Internal Financial Controls over Financial Reporting issued by the Institute of Chartered Accountants of India ('ICAI'). These responsibilities include the design, implementation and maintenance of adequate internal financial controls that were operating effectively for ensuring the orderly and efficient conduct of its business, including adherence to Company's policies, the safeguarding of its assets, the prevention and detection of frauds and errors, the accuracy and completeness of the accounting records, and the timely preparation of reliable financial information, as required under the Act.

Auditors' Responsibility

Our responsibility is to express an opinion on the Company's internal financial controls over financial reporting based on our audit. We conducted our audit in accordance with the Guidance Note on Audit of Internal Financial Controls over Financial Reporting (the "Guidance Note") and the Standards on Auditing, issued by ICAI and deemed to be prescribed under Section 143(10) of the Act, to the extent applicable to an audit of internal financial controls both issued by the ICAI. Those Standards and the Guidance Note require that we comply with ethical requirements and plan and perform the audit to obtain reasonable assurance about whether adequate internal financial controls over financial reporting was established and maintained and if such controls operated effectively in all material respects.

Our audit involves performing procedures to obtain audit evidence about the adequacy of the internal financial controls system over financial reporting and their operating effectiveness. Our audit of internal financial controls over financial reporting included obtaining an understanding of internal financial controls over financial reporting, assessing the risk that a material weakness exists, and testing and evaluating the design and operating effectiveness of internal control based on the assessed risk. The procedures selected depend on the auditor's judgment, including the assessment of the risks of material misstatement of the Standalone Financial Statements, whether due to fraud or error.

We believe that the audit evidence we have obtained is sufficient and appropriate to provide a basis for our audit opinion on the Company's internal financial controls system over financial reporting.

Meaning of Internal Financial Controls over Financial Reporting

A Company's internal financial control over financial reporting is a process designed to provide reasonable assurance regarding the reliability of financial reporting and the preparation of Standalone Financial Statements for external purposes in accordance with generally accepted accounting principles. A Company's internal financial control over financial reporting includes those policies and procedures that (1) pertain to the maintenance



of records that, in reasonable detail, accurately and fairly reflect the transactions and dispositions of the assets of the Company; (2) provide reasonable assurance that transactions are recorded as necessary to permit preparation of Standalone Financial Statements in accordance with generally accepted accounting principles, and that receipts and expenditures of the Company are being made only in accordance with authorizations of management and directors of the Company; and (3) provide reasonable assurance regarding prevention or timely detection of unauthorized acquisition, use, or disposition of the Company's assets that could have a material effect on the Standalone Financial Statements.

Inherent Limitations of Internal Financial Controls over Financial Reporting

Because of the inherent limitations of internal financial controls over financial reporting, including the possibility of collusion or improper management override of controls, material misstatements due to error or fraud may occur and not be detected. Also, projections of any evaluation of the internal financial controls over financial reporting to future periods are subject to the risk that the internal financial control over financial reporting may become inadequate because of changes in conditions, or that the degree of compliance with the policies or procedures may deteriorate.

Opinion

In our opinion, to the best of our information and according to the explanations given to us, the Company has, in all material respects, an adequate internal financial controls system over financial reporting and such internal financial controls over financial reporting were operating effectively as at 31st March, 2023, based on the internal control over financial reporting criteria established by the Company considering the essential components of internal control stated in the Guidance Note on Audit of Internal Financial Controls Over Financial Reporting issued by the ICAI.

For Kanu Doshi Associates LLP
Chartered Accountants
FRN. No. 104746W/W100096



Kunal Vakharia
Partner
Membership no. 148916
UDIN: 23148916BGUSXT6487



Place: Mumbai
Date: 27th April 2023

Lumina Datamatics Limited
 Standalone Financial Statements as at and for the year ended March 31, 2023
 (All figures in Rs. Lakhs unless otherwise stated)

Standalone Balance sheet as at March 31, 2023

Particulars	Note	March 31, 2023	March 31, 2022
ASSETS			
Non-current assets			
Property, plant and equipment	2	2,119.00	1,683.21
Capital work-in-progress	2	-	26.23
Other intangible assets	3	277.39	418.05
Right to use assets		1,157.09	766.95
Financial assets			
i. Investments	4	21,794.42	17,262.28
ii. Other financial assets	5	296.35	338.20
Deferred tax assets(Net)	26(c)	486.60	338.39
Non-current Tax assets		224.87	287.05
Other non-current assets	6	3.94	60.48
Total non-current assets		26,359.66	21,180.84
Current assets			
Financial assets			
i. Investments	7	6,654.60	7,691.66
ii. Trade receivables	8	1,678.97	1,479.15
iii. Cash and cash equivalents	9	1,206.25	2,276.84
iv. Other bank balance	9a	0.05	3.73
v. Other financial assets	10	2,324.78	1,219.75
Other current assets	11	423.64	312.67
Total current assets		12,288.29	12,983.82
Total assets		38,647.96	34,164.66
EQUITY AND LIABILITIES			
Equity			
Equity share capital	12 (a) to 12(g)	1,077.87	1,077.87
Other equity	12 h	33,973.19	29,637.00
Total equity		35,051.06	30,714.86
LIABILITIES			
Non-current liabilities			
Financial liabilities			
i. Other Financial Liabilities	13	166.73	54.08
ii. Lease Liabilities		768.26	444.29
Provisions	14	783.68	744.79
Total non-current liabilities		1,718.67	1,243.16
Current liabilities			
Financial liabilities			
i. Borrowings	15	-	800.00
ii. Trade payables	16	632.86	640.79
iii. Other financial liabilities	17	240.31	2.95
iv. Lease Liabilities		446.26	373.28
Provisions	18	289.16	254.14
Current Tax Liability		74.04	4.18
Other current liabilities	19	195.60	131.29
Total current liabilities		1,878.23	2,206.63
Total liabilities		3,596.90	3,449.79
Total equity and liabilities		38,647.96	34,164.66

The accompanying notes forming an integral part of the financial statements Note 1-51


As per our attached report of even date

For and on behalf of the Board

For Kanu Doshi Associates LLP

Chartered Accountants



Firm Registration No. 104746W/W100096


 Kunal Vakharia
 Partner
 Membership No. 148916




 Sameer L. Kanodia
 CEO and Managing Director
 DIN 00008232

 Ashish Jain
 Chief Financial Officer


 Dr. Lalit S. Kanodia
 Chairman
 DIN 00008050

 Prasanth Parekh
 Company Secretary

Place : Mumbai
 Dated : April 27, 2023



Lumina Datamatics Limited
Standalone Financial Statements as at and for the year ended March 31, 2023
(All figures in Rs. Lakhs unless otherwise stated)

Standalone Statement of profit and loss for the year ended March,2023

Particulars	Note	March 31, 2023	March 31, 2022
Continuing operations			
Revenue from operations	20	22,955.55	18,464.52
Other income	21	1,095.97	1,182.80
Total income		24,051.52	19,647.32
Expenses			
Employee benefit expenses	22	13,116.93	11,033.13
Finance Cost	23	84.42	134.73
Depreciation and amortisation expense	24	1,248.59	927.61
Other expenses	25	2,913.30	2,546.27
Total expenses		17,363.25	14,641.74
Profit before exceptional items and tax		6,688.28	5,005.57
Exceptional items			
Impairment of investment in Handy Training Technologies Private Ltd	45	-	(150.00)
Profit before tax		6,688.28	4,855.57
Tax expense			
- Current tax	26(a)	1,613.37	1,232.26
- Deferred tax	26(c)	7.19	23.20
Total tax expenses		1,620.56	1,255.46
Profit for the year		5,067.72	3,600.11

Standalone statement of other comprehensive income (OCI) for the year ended March 31, 2023

Particulars	Note	March 31, 2023	March 31, 2022
<i>Items that will be reclassified to profit or loss</i>			
Deferred gains/ (losses) on cash flow hedge		(620.19)	(41.74)
Tax relating to above		156.09	10.51
		(464.10)	(31.24)
<i>Items that will not be reclassified to profit or loss</i>			
Actuarial Valuation gain/(loss)		2.72	27.77
Tax relating to above		(0.68)	(6.99)
		2.04	20.78
OCI for the year		(462.06)	(10.45)
Total comprehensive income for the year		4,605.65	3,589.66
Earnings per Equity Share (of Rs. 5 each)			
Basic (Rs.)		23.51	16.70
Diluted (Rs.)		23.51	16.70

The accompanying notes forming an integral part of the financial statements


Note 1-51

As per our attached report of even date

For Kanu Doshi Associates LLP

Chartered Accountants

Firm Registration No. 104746W/W100096



Kunal Vakharia
Partner
Membership No. 148916



For and on behalf of the Board



Sameer L. Kanodia
CEO and Managing Director
DIN 00008232



Dr. Lalit S. Kanodia
Chairman
DIN 00008050



Ashish Jain
Chief Financial Officer



Prasanth Parekh
Company Secretary

Place : Mumbai
Dated : April 27,2023




Lumina Datamatics Limited
Standalone Cash flow statement for the year ended March 31, 2023

(All figures in Rs. Lakhs unless otherwise stated)

Particular	March 31, 2023	March 31, 2022
A. Cash flow from operating activities		
Profit before tax	6,688.28	4,855.57
Adjustment for :		
Depreciation and amortization	812.55	549.84
Depreciation on Right to Use Assets	436.05	377.77
Interest On Financial Liabilities	70.37	83.90
Loss on sale of fixed assets, net	(0.04)	(8.07)
Expected Credit loss	-	155.00
Provision for gratuity and compensated absences	76.62	(49.00)
Interest expense	14.05	50.83
Employee Stock Compensation Exp	-	22.76
Employee Stock Compensation Exp- paid	-	(79.61)
Unrealised gain on Investments	118.17	(241.57)
Rent concession income	-	(1.85)
Accrued interest	(241.00)	(172.07)
Profit on sale of Investment	(304.99)	(49.94)
Provision for Impairment of Investment	-	150.00
Unrealized exchange difference, net	(15.27)	(3.00)
Operating profit before working capital changes	7,654.79	5,640.57
Adjustments for :		
(Increase)/Decrease in trade receivables	(184.55)	950.43
(Increase) in loans / Other current assets	(110.97)	(122.00)
(Increase)/Decrease in current/Non current financial assets	(1,451.38)	1,903.86
Decrease/(Increase) in other non current assets	1.48	(2.33)
(Increase)/ Decrease in trade payables	(7.93)	30.13
(Increase) in other current/non current liabilities	(202.55)	(23.55)
Decrease in other current/non current financial liabilities	350.01	57.03
Cash generated from operations	6,048.90	8,434.14
Direct taxes paid (net)	(1,481.32)	(1,459.74)
Net cash flow from operating activities (A)	4,567.58	6,974.40
B. Cash flow from investing activities		
Purchase of fixed assets / capital work-in-progress	(1,026.39)	(1,481.77)
Sale of fixed assets	0.04	33.15
Investment in Lumina Datamatics Limited	(428.89)	-
Profit on sale of Investment	304.99	49.94
Interest Income Received	275.87	39.34
(Purchase) / Sale of Debentures/Market linked debenture	(4,103.24)	(1,713.21)
Net cash flow used in investing activities (B)	(4,977.62)	(3,072.54)
C. Cash flow from financing activities		
Payment of Lease Liabilities	(499.61)	(436.00)
Loan taken / Repaid	(800.00)	800.00
Dividend paid	(269.47)	(538.93)
Interest paid	(14.05)	(50.83)
Net cash flow used in financing activities (C)	(1,583.13)	(225.76)
Net cash flow during the year (A+B+C)	(1,993.17)	3,676.09
Cash and cash equivalents at the beginning of the year	9,739.01	6,062.92
Net cash and cash equivalents at the end of the year	7,745.84	9,739.01
Reconciliation between cash and cash equivalents shown with the Balance Sheet		
	March 31, 2023	March 31, 2022
Other Bank balance (Refer note no.9a)	0.05	3.73
Cash and cash equivalents as per Balance Sheet (Refer note no.9)	1,206.25	2,276.84
Add: Current investments considered as part of cash and cash equivalents (Refer note no.7)	6,539.54	7,458.43
Cash and cash equivalents	7,745.84	9,739.01

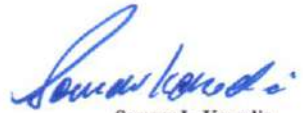

As per our attached report of even date
For Kanu Doshi Associates LLP
Chartered Accountants
Firm Registration No. 104746W/W100096

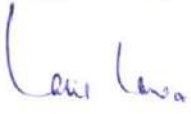


Kunal Vakharia
Partner
Membership No. 148916



Place : Mumbai
Dated : April 27, 2023

For and on behalf of the Board


Sameer L. Kanodia
CEO and Managing Director
DIN 00008232

Ashish Jain
Chief Financial Officer


Dr. Lalit S. Kanodia
Chairman
DIN 00008050

Prasanth Parekh
Company Secretary



Lumina Datamatics Limited
Standalone Financial Statements as at and for the year ended March 31, 2023
Statement of Changes in Equity

Particulars	(Rs. In Lacs)
As at March 31, 2021	1,077.87
Issue of shares during the year	-
As at March 31, 2022	1,077.87
Issue of shares during the year	-
As at March 31, 2023	1,077.87

B. Other equity

(All figures in Rs. Lakhs unless otherwise stated)

Particulars	Attributable to owners of Lumina Datamatics Limited							
	Reserves and surplus			Other comprehensive income		Total other equity		
	Securities premium reserve	Retained earnings	ESOP reserve	Capital reserve	Capital redemption reserve		Actuarial gains and losses	
As at March 31, 2021	6,336.99	10,590.71	56.85	5,892.21	3,716.27	(245.55)	295.64	26,643.12
Profit for the year	-	3,600.11	-	-	-	-	-	3,600.11
RSU expenses	-	-	22.76	-	-	-	-	22.76
RSU expenses paid	-	-	(79.61)	-	-	-	-	(79.61)
Interim Dividend paid	-	(538.93)	-	-	-	-	-	(538.93)
Other comprehensive income	-	-	-	-	-	20.78	(31.24)	(10.45)
As at March 31, 2022	6,336.99	13,651.89	-	5,892.21	3,716.27	(224.77)	264.40	29,637.00
Profit for the year	-	5,067.72	-	-	-	-	-	5,067.72
Other comprehensive income	-	-	-	-	-	2.04	(464.10)	(462.06)
Dividend paid	-	(269.47)	-	-	-	-	-	(269.47)
As at March 31, 2023	6,336.99	18,450.14	-	5,892.21	3,716.27	(222.73)	(199.70)	33,973.19

The accompanying notes forming an integral part of the financial statements
As per our attached report of even date

For Kanu Doshi Associates LLP
Chartered Accountants

Firm Registration No. 104746W/W/100096


Kunal Vakharia
Partner
Membership No. 148916




Place : Mumbai
Dated : April 27, 2023

For and on behalf of the Board


Dr. Lalit S. Kanodia
Chairman
DIN 00008050


Ashish Jain
Chief Financial Officer


Prasanth Parekh
Company Secretary



Lumina Datamatics Limited
Notes to Standalone Financial Statements

Note 1: Significant accounting policies

a) Company Overview

Lumina Datamatics Limited ('the Company') having CIN U22220MH2007PLC322853 was incorporated on November 26, 2007 and is engaged in the business of e-commerce, e-retail and e-publishing services which mainly include editorial services, composition services, media and related services.

b) Significant Accounting Policies

i) Basis of Preparation of Financial Statements:

Compliance with Ind AS

The financial statements comply in all material aspects with Indian Accounting Standards (IndAS) notified under Section 133 of the Companies Act, 2013 (the Act) [Companies (Indian Accounting Standards) Rules, 2015] and other relevant provisions of the Act.

ii) Historical cost convention

The financial statements have been prepared on a historical cost basis, except for the following:

- * Certain financial assets and liabilities (including derivative instruments) which is measured at fair value;
- * Defined benefit plans – plan assets measured at fair value

c) Use of Estimates

The preparation of financial statements in conformity with the generally accepted accounting principles require estimates and assumptions to be made that affect the reported amounts of the assets and liabilities on the date of financial statements and the reported amounts of revenues and expenses during the reporting period. Differences between actual results and estimates are recognised in the year in which the results are known / materialized.

d) Foreign currency translation

i) Functional and presentation currency

The financial statements are presented in Indian rupee (INR), which is Company's functional and presentation currency.

ii) Transactions and balances

Transactions in foreign currency are recorded at the rates of exchange prevailing at the date of the transactions.

Monetary items denominated in foreign currencies at the balance sheet date are translated at the exchange rates prevailing at the balance sheet date. Non-monetary assets and non-monetary liabilities denominated in a foreign currency and measured at historical cost are translated at the exchange rate prevalent at the date of transaction.

Any income or expense on account of exchange difference either on settlement or on translation at the balance sheet date is recognised in the Statement of Profit and Loss in the year in which it arises.

e) Revenue recognition

Revenue from technical and software services is recognized on a time and material basis when services are rendered and related costs are incurred. Revenue is recognized when it is earned and no significant uncertainty exists as to its ultimate realization or collection

f) Income tax

Tax expense comprise of current and deferred tax. Current income tax is measured at the amount expected to be paid to the tax authorities in accordance with the Indian Income Tax Act.

Deferred income taxes reflects the impact of current year timing differences between taxable income and accounting income for the year and reversal of timing differences of earlier years. Deferred tax is measured based on the tax rates and the tax laws enacted at the balance sheet date. Deferred tax assets are recognized only to the extent that there is a reasonable certainty that sufficient future taxable income will be available against which such deferred tax assets can be realized.

At each balance sheet date unrecognized deferred tax assets are re-assessed. It recognizes unrecognized deferred tax assets to the extent that it has become reasonably certain or virtually certain, as the case may be that sufficient future taxable income will be available against which such deferred tax assets can be realized.

g) Leases

As a lessee

Ind AS 116 The Company is complying with Ind AS 116 for the recognition, measurement, presentation and disclosure of leases for both lessees and lessors. It introduces a single, on-balance sheet lease accounting model for lessees.



Lumina Datamatics Limited
Notes to Standalone Financial Statements

h) Cash and cash equivalents

The Company considers all highly liquid financial instruments, which are readily convertible into cash and have original maturities of three months or less from date of purchase to be cash equivalents.

i) Cash Flow Statement

Cash flows are reported using the indirect method, whereby net profit before tax is adjusted for the effects of transactions of a non-cash nature, any deferrals or accruals of past or future operating cash receipts or payments and item of income or expenses associated with investing or financing cash flows. The cash flows from operating, investing and financing activities of the Company are segregated.

j) Trade receivables

Trade receivables are recognised initially at fair value and subsequently measured at amortised cost using the effective interest method, less provision for impairment.

k) Inventories

Inventory, if any, is valued at cost (arrived on FIFO basis) or net realizable value, whichever is lower. Custom Duty on the goods where title has passed to the Company is included in the value of inventory.

l) Investments and other financial assets

i) Classification

The company classifies its financial assets in the following measurement categories:

* Those to be measured subsequently at fair value (either through other comprehensive income, or through profit or loss), and

* Those measured at amortised cost.

The classification depends on the entity's business model for managing the financial assets and the contractual terms of the cash flows.

For assets measured at fair value, gains and losses will either be recorded in profit or loss or other comprehensive income. For investments in debt instruments, this will depend on the business model in which the investment is held. For investments in equity instruments, this will depend on whether the company has made an irrevocable election at the time of initial recognition to account for the equity investment at fair value through other comprehensive income.

The company reclassifies debt investments when and only when its business model for managing those assets changes.

ii) Measurement

At initial recognition, the company measures a financial asset at its fair value plus, in the case of a financial asset not at fair value through profit or loss, transaction costs that are directly attributable to the acquisition of the financial asset. Transaction costs of financial assets carried at fair value through profit or loss are expensed in profit or loss.

Financial assets with embedded derivatives are considered in their entirety when determining whether their cash flows are solely payment of principal and interest.

Debt instruments

Subsequent measurement of debt instruments depends on the company's business model for managing the asset and the cash flow characteristics of the asset. There are three measurement categories into which the group classifies its debt instruments:

* **Amortised cost:** Assets that are held for collection of contractual cash flows where those cash flows represent solely payments of principal and interest are measured at amortised cost. A gain or loss on a debt investment that is subsequently measured at amortised cost and is not part of a hedging relationship is recognised in profit or loss when the asset is derecognised or impaired. Interest income from these financial assets is included in finance income using the effective interest rate method.

* **Fair value through other comprehensive income (FVOCI):** Assets that are held for collection of contractual cash flows and for selling the financial assets, where the assets' cash flows represent solely payments of principal and interest, are measured at fair value through other comprehensive income (FVOCI). Movements in the carrying amount are taken through OCI, except for the recognition of impairment gains or losses, interest revenue and foreign exchange gains and losses which are recognised in profit and loss. When the financial asset is derecognised, the cumulative gain or loss previously recognised in OCI is reclassified from equity to profit or loss and recognised in other gains/(losses). Interest income from these financial assets is included in other income using the effective interest rate method.

* **Fair value through profit or loss:** Assets that do not meet the criteria for amortised cost or FVOCI are measured at fair value through profit or loss. A gain or loss on a debt investment that is subsequently measured at fair value through profit or loss and is not part of a hedging relationship is recognised in profit or loss and presented net in the statement of profit and loss within other gains/(losses) in the period in which it arises. Interest income from these financial assets is included in other income.



Lumina Datamatics Limited
Notes to Standalone Financial Statements

Equity instruments

The company subsequently measures all equity investments at fair value (except investment in joint venture and subsidiaries which is valued at amortised cost). Where the company's management has elected to present fair value gains and losses on equity investments in other comprehensive income, there is no subsequent reclassification of fair value gains and losses to profit or loss. Dividends from such investments are recognised in profit or loss as other income when the company's right to receive payments is established.

Changes in the fair value of financial assets at fair value through profit or loss are recognised in other gain/(losses) in the statement of profit and loss. Impairment losses (and reversal of impairment losses) on equity investments measured at FVOCI are not reported separately from other changes in fair value.

iii) Impairment of financial assets

The company assesses on a forward looking basis the expected credit losses associated with its assets carried at amortised cost and FVOCI debt instruments. The impairment methodology applied depends on whether there has been a significant increase in credit risk. Note 28 details how the company determines whether there has been a significant increase in credit risk.

For trade receivables only, the company applies the simplified approach permitted by Ind AS 109 Financial Instruments, which requires expected lifetime losses to be recognised from initial recognition of the receivables.

iv) Derecognition of financial assets

A financial asset is derecognised only when

- * The company has transferred the rights to receive cash flows from the financial asset or
- * Retains the contractual rights to receive the cash flows of the financial asset, but assumes a contractual obligation to pay the cash flows to one or more recipients.

Where the entity has transferred an asset, the company evaluates whether it has transferred substantially all risks and rewards of ownership of the financial asset. In such cases, the financial asset is derecognised. Where the entity has not transferred substantially all risks and rewards of ownership of the financial asset, the financial asset is not derecognised.

Where the entity has neither transferred a financial asset nor retains substantially all risks and rewards of ownership of the financial asset, the financial asset is derecognised if the company has not retained control of the financial asset. Where the company retains control of the financial asset, the asset is continued to be recognised to the extent of continuing involvement in the financial asset.

m) Income recognition

Interest income

Interest income from debt instruments is recognised using the effective interest rate method. The effective interest rate is the rate that exactly discounts estimated future cash receipts through the expected life of the financial asset to the gross carrying amount of a financial asset. When calculating the effective interest rate, the company estimates the expected cash flows by considering all the contractual terms of the financial instrument (for example, prepayment, extension, call and similar options) but does not consider the expected credit losses.

Dividends

Dividends are recognised in profit or loss only when the right to receive payment is established, it is probable that the economic benefits associated with the dividend will flow to the company, and the amount of the dividend can be measured reliably.

n) Derivatives and hedging activities

The Company uses foreign currency forward contracts to hedge its risks associated with foreign currency fluctuations relating to certain firm commitments and forecasted transactions. Such forward contracts are utilised against the inflow of funds under firm commitments. The Company does not use the forward contract for speculative purposes. The Company designates these hedging instruments as cash flow hedge. The use of hedging instruments is governed by the Company's policies approved by the Board of Directors, which provide written principles on the use of such financial derivatives consistent with the Company's risk management strategy.

Hedging instruments are initially measured at fair value and are remeasured at subsequent reporting dates. Changes in the fair value of these derivatives that are designated and effective as hedges of future cash flows are recognised directly in OCI and the ineffective portion is recognised immediately in the Statement of Profit and Loss.

Changes in the fair value of derivative financial instruments that do not qualify for hedge accounting are recognised in the Statement of Profit and Loss as they arise.

The fair value of derivative financial instruments is determined based on observable market inputs including currency spot and forward rates, yield curves, currency volatility etc.

Hedge accounting is discontinued when the hedging instrument expires or is sold, terminated or exercised or no longer qualifies for hedge accounting. At that time for forecasted transactions, any cumulative gain or loss on the hedging instrument recognised in OCI is retained until the forecasted transaction occurs. If a hedged transaction is no longer expected to occur, the net cumulative gain or loss recognised in Shareholders' Funds is transferred to the Statement of Profit and Loss for the year.



Lumina Datamatics Limited
Notes to Standalone Financial Statements

o) Offsetting financial instruments

Financial assets and liabilities are offset and the net amount is reported in the balance sheet where there is a legally enforceable right to offset the recognised amounts and there is an intention to settle on a net basis or realise the asset and settle the liability simultaneously. The legally enforceable right must not be contingent on future events and must be enforceable in the normal course of business and in the event of default, insolvency or bankruptcy of the company or the counterparty.

p) Property, plant and equipment

Property, plant and equipment's are valued at cost after reducing accumulated depreciation until the date of the balance sheet. Direct costs are capitalised until the assets are ready to use and include financing costs relating to any specific borrowing attributable to the acquisition of fixed assets. Intangible assets are recognised, only if it is probable that the future economic benefits that are attributable to the assets will flow to the enterprise and the cost of the assets can be measured reliably. Capital work-in-progress includes assets not put to use before the year end.

Transition to Ind AS

On transition to Ind AS, the company has elected to continue with the carrying value of all of its property, plant and equipment recognised as at 1 April 2016 measured as per the previous GAAP and use that carrying value as the deemed cost of the property, plant and equipment.

Depreciation methods, estimated useful lives and residual value

Depreciation on property, plant and equipment is provided on the Straight Line Method as per the useful life and in the manner prescribed in Schedule II to Companies Act, 2013.

p) Intangible assets

i) Goodwill

Goodwill on merger of subsidiaries is included in intangible assets. Goodwill is not amortised but it is tested for impairment annually, or more frequently if events or changes in circumstances indicate that it might be impaired, and is carried at cost less accumulated impairment losses.

Goodwill is allocated to cash-generating units for the purpose of impairment testing. The allocation is made to those cash-generating units or groups of cash-generating units that are expected to benefit from the business combination in which the goodwill arose. The units or groups of units are identified at the lowest level at which goodwill is monitored for internal management purposes, which in our case are the operating segments.

q) Intangible Assets

i) Computer software

The intangible assets are recorded at cost and are carried at cost less accumulated amortization and accumulated impairment losses, if any.

Directly attributable costs that are capitalised as part of the software include employee costs and an appropriate portion of relevant overheads.

Capitalised development costs are recorded as intangible assets and amortised from the point at which the asset is available for use.

ii) Amortisation methods and periods

The company amortises intangible assets with a finite useful life using the straight-line method over a period of 3 years.

r) Trade and other payables

These amounts represent liabilities for goods and services provided to the company prior to the end of financial year which are unpaid. The amounts are unsecured. Trade and other payables are presented as current liabilities unless payment is not due within 12 months after the reporting period. They are recognised initially at their fair value and subsequently measured at amortised cost using the effective interest method.

s) Borrowings

Borrowings are initially recognised at fair value, net of transaction costs incurred. Borrowings are subsequently measured at amortised cost. Any difference between the proceeds (net of transaction costs) and the redemption amount is recognised in profit or loss over the period of the borrowings using the effective interest method. Fees paid on the establishment of loan facilities are recognised as transaction costs of the loan to the extent that it is probable that some or all of the facility will be drawn down. In this case, the fee is deferred until the draw down occurs. To the extent there is no evidence that it is probable that some or all of the facility will be drawn down, the fee is capitalised as a prepayment for liquidity services and amortised over the period of the facility to which it relates.

Borrowings are removed from the balance sheet when the obligation specified in the contract is discharged, cancelled or expired. The difference between the carrying amount of a financial liability that has been extinguished or transferred to another party and the consideration paid, including any non-cash assets transferred or liabilities assumed, is recognised in profit or loss as other gains/(losses).



Lumina Datamatics Limited
Notes to Standalone Financial Statements

Where the terms of a financial liability are renegotiated and the entity issues equity instruments to a creditor to extinguish all or part of the liability (debt for equity swap), a gain or loss is recognised in profit or loss, which is measured as the difference between the carrying amount of the financial liability and the fair value of the equity instruments issued.

Borrowings are classified as current liabilities unless the company has an unconditional right to defer settlement of the liability for at least 12 months after the reporting period. Where there is a breach of a material provision of a long-term loan arrangement on or before the end of the reporting period with the effect that the liability becomes payable on demand on the reporting date, the entity does not classify the liability as current, if the lender agreed, after the reporting period and before the approval of the financial statements for issue, not to demand payment as a consequence of the breach.

t) Borrowing costs

Borrowing costs, which are directly attributable to the acquisition, construction or production of a qualifying assets are capitalised as a part of the cost of the assets. Other borrowing costs are recognised as expenses in the year in which they are incurred.

u) Provision, Contingent Liabilities and Contingent Assets

The Company recognises a provision when there is a present obligation as a result of a past event that probably requires an outflow of resources and a reliable estimate can be made of the amount of the obligation. A disclosure for contingent liability is made when there is possible obligation or a present obligation that may, but probably will not, require an outflow of resources. Where there is a possible obligation or a present obligation that the likelihood of outflow of resources is remote, no provision or disclosure is made.

Provisions are not discounted to its present value and are determined based on best estimate required to settle the obligation at the balance sheet date. These are reviewed at each balance sheet date and adjusted to reflect current best estimates.

Contingent Assets are neither recognised nor disclosed.

v) Employee benefits

i) Defined Contribution Plan

Contribution to defined contribution plans are recognised as expense in the Statement of Profit and Loss, as they are incurred.

ii) Defined Benefit Plan

Company's liabilities towards gratuity and leave encashment are determined using the projected unit credit method as at Balance Sheet date. Actuarial gains / losses are recognised immediately in the Statement of Profit and Loss. Long-term compensated absences are provided for based on actuarial valuation.

iii) Restricted Stock

Employee Compensation in the form of stock options, granted under LDL RSU Plan 2016 & LDL Phantom Stock Appreciation Plan 2021 have been charged to Profit & Loss Statement, based on fair value method, over the vesting period.

w) Contributed equity

Equity shares are classified as equity.

Incremental costs directly attributable to the issue of new shares or options are shown in equity as a deduction, net of tax, from the proceeds.

x) Earnings per share

In determining Earnings per Share, the Company considers the net profit after tax after reducing the preference dividend and tax thereon and includes the post-tax effect of any extra-ordinary items. The number of shares used in computing basic Earnings per Share is the weighted average number of shares outstanding during the period. The number of shares used in computing diluted Earnings per Share comprises the weighted average shares considered for deriving basic Earnings per Share and also the weighted average number of equity shares that could have been issued on the conversion of all dilutive potential equity shares.



Lumina Datamatics Limited
Notes to Standalone Financial Statements

Note 2 - Property, plant and equipment

(All figures in Rs. Lakhs unless otherwise stated)

Particulars	Office Equipment	Computer & Server	Vehicles	Furniture & Fixtures	Leasehold Improvements	Total	Capital Work-In-Progress
As at March 31, 2021							
Additions	434.91	788.93	70.74	366.87	555.85	2,217.30	0.03
Disposals	108.79	476.72	-	97.14	235.67	918.31	26.20
	(6.89)	(4.16)	(53.44)	-	-	(64.48)	-
As at March 31, 2022							
Additions	536.81	1,261.49	17.30	464.01	791.52	3,071.13	26.23
Disposals	70.99	515.23	77.55	69.71	220.48	953.97	(26.23)
	-	(12.05)	-	-	-	(12.05)	-
As at March 31, 2023							
	607.80	1,764.67	94.85	533.72	1,012.00	4,013.05	-

Particulars	Office Equipment	Computer & Server	Vehicles	Furniture & Fixtures	Leasehold Improvements	Total	Capital Work-In-Progress
As at March 31, 2021							
Depreciation charge during the year	227.27	632.93	24.30	115.50	93.67	1,093.67	-
Transfer of asset	68.30	150.10	7.64	41.67	58.79	326.50	-
Disposals	(6.72)	(3.32)	(22.20)	-	-	(32.25)	-
As at March 31, 2022							
Depreciation charge during the year	288.85	779.71	9.74	157.17	152.46	1,387.92	-
Disposals	87.82	278.74	10.23	53.94	87.45	518.18	-
	-	(12.05)	-	-	-	(12.05)	-
As at March 31, 2023							
	376.67	1,046.40	19.97	211.11	239.91	1,894.05	-
Net carrying amount as March 31, 2022	247.96	481.78	7.56	306.84	639.06	1,683.21	26.23
Net carrying amount as March 31, 2023	231.12	718.27	74.88	322.61	772.09	2,119.00	-



Lumina Datamatics Limited
Notes to Standalone Financial Statements
 (All figures in Rs. Lakhs unless otherwise stated)

Note 3 - Intangible assets

Particulars	Computer Softwares
<i>Gross block</i>	
As at March 31, 2021	430.77
Additions	534.72
Disposals	(265.18)
As at March 31, 2022	700.31
Additions	153.70
Disposals	(108.56)
As at March 31, 2023	745.45
<i>Accumulated amortisation and impairment</i>	
As at March 31, 2021	324.03
Amortisation charge during the year	223.34
Disposals	(265.11)
As at March 31, 2022	282.26
Amortisation charge during the year	294.36
Disposals	(108.56)
As at March 31, 2023	468.06
Net carrying amount as March 31, 2022	418.05
Net carrying amount as March 31, 2023	277.39



Lumina Datamatics Limited
Notes to Standalone Financial Statements
(All figures in Rs. Lakhs unless otherwise stated)

Note 4 - Non-current investments

Particulars	March 31, 2023	March 31, 2022
Unquoted		
In subsidiaries - Wholly Owned (at Cost)		
Investment in equity instruments (fully paid-up)		
As at March 31, 2023: 416.89, As at March 31, 2022: 416.89 units Investment in Lumina Datamatics, Inc USA	14,898.55	14,898.55
As at March 31, 2023: 18,500 units Investment in Lumina Datamatics UK Limited	428.89	-
As at March 31, 2023 :50,000 As at March 31, 2022: 50,000, Shares of Rs 10.00 each of Investment in Equity Shares LDR eRetail Limited	5.00	5.00
Investment in preference shares		
As at March 31, 2023 : 49,50,000, As at March 31, 2022: 49,50,000 Shares of Rs 10.00 each Investment in Preference Shares LDR eRetail Limited	495.00	495.00
In others:		
Investment in equity shares(at FVTPL)		
As at March 31, 2023 : 4,657 Equity shares, As at March 31, 2022 : 4,657 Equity Shares of Rs.10 each of Handy Training Technologies Private Ltd,	150.00	150.00
Less: Impairment of investment in Handy Training Technologies Private Ltd,	-150.00	(150.00)
Investment in Unquoted		
Advance for Investment in Nation Stock Exchange land Limited - 2,000 shares at Rs.3,000 each	60.00	-
Quoted:		
Investment in debentures & Bonds(at FVTPL)		
9.0% Non-Convertible Redeemable Debentures, FV: 100,000 each, Qty: 484 Redeemable as on: March 18,2024, of Edelweiss Finance and Investments Ltd	-	499.43
8.25% Non-Convertible Redeemable Debentures, FV: 1,000,000 each, Qty: 75 Redeemable as on: May 15,2023, of Edelweiss Finance and Investments Ltd	-	750.00
7.65% Non-Convertible Redeemable Debentures, FV: 1,000,000 each, Qty: 30 Redeemable as on: September 15,2023, of Muthoot Fincorp Limited	-	305.63
12% Non-Convertible Redeemable Debentures, FV: 1,000,000 each, Qty: 30 Redeemable as on: July 21,2025, of Edelweiss Finance and Investments Ltd	303.19	308.67
7.51% Non-Convertible Redeemable Debentures, FV: 1,000,000 each, Qty: 50 Redeemable as on: July 11,2024, of Edelweiss Finance and Investments Ltd	528.15	-
7.70% Non-Convertible Redeemable Debentures, FV: 30,000,000 each, Qty:30 Redeemable as on: December 19, 2024, of Mahindra & Mahindra Financial Service limited	302.34	-
9.75% Non-Convertible Redeemable Debentures, FV1,000,000each, Qty: 20 Redeemable as on: April 30th 2025, Edelweiss Finance and Investments Ltd	200.65	-
9.10% Non-Convertible Redeemable Debentures FV1,000,000 each, Qty: 50 , Redeemable as on: January 09th 2025 , of Tata International Limited	500.00	-
Edelweiss Nifty Psu Bond Plus		
As at March 31, 2023: 54,93,526.485 Units at NAV 11.0335 Each, and	606.13	-
As at March 31, 2022: Nil		
Kotak Nifty Sdl Apr 2027		
As at March 31, 2023: 9,695,075 Units at Rs.10.349 Each and	1,003.36	-
As at March 31, 2022: Nil		
SBI Cpse Bond plus		
As at March 31, 2023: 9,615,551.071 Units at NAV 10.415 Each, and	1,001.49	-
As at March 31, 2022: Nil		
Nippon India Nifty AAA Cpse Bond Plus Sdl		
As at March 31, 2023: 4,852,289 Units at Rs.10.304 Each and	499.98	-
As at March 31, 2022: Nil		
ICICI Prudential Nifty Sdl Dec 2028 Index Fund		
As at March 31, 2023: 4,796,061.289 Units at Rs. 10.425 and	499.98	-
As at March 31, 2022: Nil		
Other Investment – Category III - AIF (at FVTPL)		
Indgrid Invit	461.71	-
As at March 31, 2023: 344535 Units at NAV 134.01 Each and		
As at March 31, 2022: Nil		
Total	21,794.42	17,262.28
Aggregate amount of quoted investments	5,906.97	1,863.73
Aggregate amount of unquoted investments	15,887.45	15,398.55



Lumina Datamatics Limited
Notes to Standalone Financial Statements
(All figures in Rs. Lakhs unless otherwise stated)

Note 5 - Other non-current financial assets

Particulars	March 31, 2023	March 31, 2022
Unsecured considered good		
Other deposits	296.35	249.96
Fair value of outstanding forward contracts (FVOCI)	-	88.24
Total	296.35	338.20

Note 6 - Other non-current assets

Particulars	March 31, 2023	March 31, 2022
Unsecured considered good		
Capital advances	-	55.06
Prepaid Expenses	3.94	5.42
Total	3.94	60.48

Note 7 - Current investments

Particulars	March 31, 2023	March 31, 2022
Quoted		
Investment in mutual funds (at FVTPL)		
ICICI Corporate Bond Fund Direct Plan- Growth As at March 31, 2023: 1,495,360.492 Units At Rs.26.028 and As at March 31, 2022: 1,495,360.492 Units at Rs. 24.586 Each	389.21	367.65
ICICI Short Term Fund Direct Plan- Growth As at March 31, 2023: 309,635.088 Units at Rs. 54.368 and As at March 31, 2022: 309,635.088 Units at Rs.51.045 Each	168.34	158.05
ICICI All Seasons Bond Fund Direct Plan- Growth As at March 31, 2023: 257,471.334 Units at Rs. 32.811 and As at March 31, 2022: 257,471.334 Units at Rs.30.781 Each	84.48	79.25
Axis Short-Term Fund Direct Plan - Growth As at March 31, 2022: 748,914 Units at Rs. 28.024 Each and As at March 31, 2022: Nil	209.87	199.83
Axis Short-Term Fund Regular Plan - Growth As at March 31, 2023: 251,041.88, Units at Rs. 26.007 and As at March 31, 2022: 251,041.876 Units at Rs. 24.9292 Each	65.29	62.58
Kotak Corporate Bond Fund Regular Plan - Growth As at March 31, 2023: 6,880.018 Units at Rs. 3161.409 Each and As at March 31, 2022: 6,880.018 Units at Rs. 3022.833 Each	217.50	208.73
Nippon India Floating Rate Fund Direct Plan - Growth As at March 31, 2023: 768,417 Units at Rs.39.515 and As at March 31, 2022: 276,0811 Units at Rs.37.74 Each	303.64	1,042.05
ICICI Equity Arbitrage Fund-Direct Plan-Growth As at March 31, 2022: 2,807,830.09 units at Rs.29.291 each	-	822.43
Edelweiss Arbitrage Fund - Regular Plan-Growth As at March 31, 2022: 3,032,465.61 units at Rs.15.712 each	-	476.46
Kotak Equity Arbitrage Regular Plan - Growth As at March 31, 2022: 1,671,982 units at Rs. 30.209	-	505.10
Nippon India Arbitrage Fund-Direct Plan-Growth As at March 31, 2023: 2,899,054 Units at Rs. 24.139 As at March 31, 2022: 2,899,054 Units at Rs. 22.828	699.80	661.80
HDFC Balanced Advantage Fund Regular Plan - Growth As at March 31, 2023: Units 83,001.86 at Rs.323.303 Each; and As at March 31, 2022: Nil	268.35	-
Kotak Emerging Equity Fund Regular Plan - Growth As at March 31, 2023: 20,696.32 Units at Rs.74.283 and As at March 31, 2022: 20,696.32 Units at Rs.71.399 Each	15.37	14.78



Lumina Datamatics Limited
Notes to Standalone Financial Statements
(All figures in Rs. Lakhs unless otherwise stated)

Particulars	March 31, 2023	March 31, 2022
Investment in ETF (at FVTPL)		
Nippon Nifty Bees		
As at March 31, 2023: 46,000 Units at Rs.189.860	87.34	86.88
As at March 31, 2022: 46,000 Units at Rs. 188.860		
Other Investment – Category III - AIF (at FVTPL)		
Northern Arc Money Market Alpha Fund		
As at March 31, 2023: 862,580 Units at Rs.100 and	862.58	403.55
As at March 31, 2022: 403,547.44 Units ar Rs.100 Each		
Investment in debentures (at FVTPL)		
9.2% Non-Convertible Redeemable Debentures, FV: 100,000 each, Qty: 130 Redeemable as on: December 26, 2022, of Edelweiss Finance and Investments Ltd	-	150.52
7.65% Non-Convertible Redeemable Debentures, FV: 1,000,000 each, Qty: 30 Redeemable as on: September 15,2023, of Muthoot Fincorp Limited	330.47	-
9%Non-Convertible Redeemable Debentures, Fv: 55,000,000 Each, Qty: 55 Redeemable As On: December 7th ,2023, of Nuvam Wealth Finance Limited	625.70	-
9.0% Non-Convertible Redeemable Debentures, FV: 100,000 each, Qty: 484 Redeemable as on: March 18,2024, of Edelweiss Finance and Investments Ltd	576.66	-
Unquoted		
Other Investment – Term deposits with financial institutions (at amortized cost)		
6.15% – Bajaj Finance Limited	-	500.00
5.25% – Bajaj Finance Limited	250.00	450.00
6.77% – Shriram Transport Finance	1,000.00	501.00
7.50% – Shriram Transport Finance	-	501.00
5.75% – PNB Housing Finance	500.00	500.00
Total	6,654.60	7,691.66
Aggregate amount of quoted investments	4,904.60	5,239.66
Aggregate amount of unquoted investments	1,750.00	2,452.00



Lumina Datamatics Limited
Notes to Standalone Financial Statements
(All figures in Rs. Lakhs unless otherwise stated)

Note 8 - Trade receivables

Particulars	March 31, 2023	March 31, 2022
Trade receivables		
Unsecured (Refer Note 28)		
Considered Good	1,678.97	1,479.15
Considered doubtful	264.09	348.09
	<u>1,943.06</u>	<u>1,827.24</u>
Less :- Allowance for Expected Credit Loss	264.09	348.09
Total	<u>1,678.97</u>	<u>1,479.15</u>

FY22-23

Particulars	Outstanding for following periods from due date of payment					Total
	Less than 6 months	06 months - 1 year	01-02 years	02-03 years	More than 3 years	
(i)Undisputed Trade receivables – considered good	1,798.79	-	141.50	2.77	-	1,943.06
(ii)Undisputed Trade Receivables – considered doubtful	-	-	-	-	-	-
(iii)Disputed Trade Receivables considered good	-	-	-	-	-	-
(iv)Disputed Trade Receivables considered doubtful	-	-	-	-	-	-
Less: Allowance for Doubtful Trade Receivables						(264.09)
Total						1,678.97

FY21-22

Particulars	Outstanding for following periods from due date of payment					Total
	Less than 6 months	06 months - 1 year	01-02 years	02-03 years	More than 3 years	
(i)Undisputed Trade receivables – considered good	1,702.76	99.72	22.01	2.75	-	1,827.24
(ii)Undisputed Trade Receivables – considered doubtful	-	-	-	-	-	-
(iii)Disputed Trade Receivables considered good	-	-	-	-	-	-
(iv)Disputed Trade Receivables considered doubtful	-	-	-	-	-	-
Less: Allowance for Doubtful Trade Receivables						(348.09)
Total						1,479.15

Note 9 - Cash and cash equivalents

Particulars	March 31, 2023	March 31, 2022
Bank balances	1,205.13	2,272.61
Cash on hand	1.12	4.24
Total	<u>1,206.25</u>	<u>2,276.84</u>

Note 9a - Other bank balance

Particulars	March 31, 2023	March 31, 2022
Other balances with banks consist of the following:		
Earmarked balances with banks		
CSR Account 20-21	-	3.68
Interim Dividend Account	0.05	0.05
Total	<u>0.05</u>	<u>3.73</u>

Note 10 - Other current financial assets

Particulars	March 31, 2023	March 31, 2022
Unsecured considered good		
Fair value of outstanding forward contracts (FVOCI)-current	-	265.09
Loans & advances to employees & others	12.11	7.37
Unbilled revenue**	1,020.61	27.74
Balance with govt authorities	1,171.20	778.88
Interest Accrued	100.74	135.61
Other Deposits	20.12	5.06
Total	<u>2,324.78</u>	<u>1,219.75</u>

** All Unbilled revenue outstanding are Less than 6 months

Note 11 - Other current assets

Particulars	March 31, 2023	March 31, 2022
Prepaid expenses	320.79	247.33
Advance to suppliers	102.85	65.34
Total	<u>423.64</u>	<u>312.67</u>



Lumina Datamatics Limited
Notes to Standalone Financial Statements
 (All figures in Rs. Lakhs unless otherwise stated)

Note 12 - Share capital and other equity

12(a) - Equity share capital

(i) Authorised share capital of face value of Rs.5/- each

Particulars	Number of shares	In Lacs
As at March 31, 2021	1,35,00,000	1,350.00
Reclassification during the year See note 12(i) below	3,65,00,000	3,650.00
Sub-division of Equity Shares face value of Rs.5/- each See note 12(g) below	5,00,00,000	-
As at March 31, 2022	10,00,00,000	5,000.00
Movement during the year	-	-
As at March 31, 2023	10,00,00,000	5,000.00

12(b) - Preference share capital

(i) Authorised preference share capital of face value of Rs. 10/- each

Particulars	Number of shares	In Lacs
As at March 31, 2021	7,80,00,000	7,800.00
Less: Reclassification during the year See note 12(g) below	3,65,00,000	3,650.00
As at March 31, 2022	4,15,00,000	4,150.00
Increase during the year	-	-
As at March 31, 2023	4,15,00,000	4,150.00

12(c) Issued, Subscribed and Paid-up equity share capital of face value of Rs.5/- each

Particulars	Number of shares	In Lacs
As at March 31, 2021	1,07,78,655	1,077.87
Sub-division of Equity Shares from face value of Rs.5/- each See note 12(g) below	1,07,78,655	-
As at March 31, 2022	2,15,57,310	1,077.87
Issue of shares during the year	-	-
As at March 31, 2023	2,15,57,310	1,077.87

12(d) Movements in equity share capital

Particulars	Number of shares	In Lacs
As at March 31, 2021	1,07,78,655	1,077.87
Sub-division of Equity Shares of face value of Rs.5/- each See note 12(g) below	1,07,78,655	-
As at March 31, 2022	2,15,57,310	1,077.87
Movement during the year	-	-
As at March 31, 2023	2,15,57,310	1,077.87

12(e) Shares of the company held by holding company

Particulars	March 31, 2023	March 31, 2022
Equity shares of Rs. 5 each held by Datamatics Global Services Limited	2,15,57,310	2,15,57,310

12(f) Details of shareholders holding more than 5% shares in the Company

Particulars	March 31, 2023		March 31, 2022	
	Number of shares	% Holding	Number of shares	% Holding
Equity shares with voting rights				
Datamatics Global Services Limited	2,15,57,310	100%	2,15,57,310	100%



Lumina Datamatics Limited
Notes to Standalone Financial Statements
(All figures in Rs. Lakhs unless otherwise stated)

12(g) Terms / rights attached to equity shares

The company has issued only one class of equity shares having a par value of Rs. 5 each. Each holder of equity share entitled to one vote per share. The company may in general meeting declare dividends, but no dividends shall exceed the amount recommended by the board. Repayment of capital will be in proportion to the number of equity shares held.

Reclassification of Authorised share capital

As on August 25, 2021, the company reclassified its Authorised Share capital as: Rs.91,50,00,000/- (Rupees Ninety-One Crores Fifty Lakhs only) divided into 5,00,00,000 (Five Crore) Equity Shares of face value of Rs. 10/- (Rs.Ten) each and 4,15,00,000 (Four Crore Fifteen Lakhs) Preference Shares of Rs. 10/- (Rs.Ten) each.

Sub- Division of Equity shares

As on August 25, 2021, The Reclassified Equity share 5,00,00,000 (Five Crore) Equity Shares of the face value of Rs. 10/- (Rs. Ten) each, was further sub-divided into 10,00,00,000 (Ten Crore) Equity Shares of the face value of Rs. 5/- (Rs. Five) each

12(h) - Reserves and surplus

(Rs. In Lacs)

Particulars		March 31, 2023	March 31, 2022
Securities premium reserve	Refer Note (i) below	6,336.99	6,336.99
Retained earnings		18,450.14	13,651.89
Capital reserve	Refer Note (iii) below	5,892.21	5,892.21
Capital redemption reserve	Refer Note (iv) below	3,716.27	3,716.27
Actuarial gains and losses	Refer Note (v) below	(222.73)	(224.77)
Cash flow hedging reserve	Refer Note (vi) below	(199.70)	264.40
Total		33,973.18	29,637.00

Nature of reserves

(i) Securities Premium

Securities premium reserve is used to record the premium on issue of shares. The reserve is utilised in accordance with the provision of the Companies Act, 2013.

(ii) ESOP reserve

ESOP reserve is used for issue of share capital under RSU plan.

(iii) Capital Reserve

Capital reserve created on the merger of one of the subsidiaries with the company. Also Goodwill on common control transaction is adjusted against capital reserve. Capital reserve created on the merger of one of the subsidiaries with the company.

(iv) Capital Redemption Reserve

As per Companies Act, 2013, capital redemption reserve is created when company purchases its own shares out of free reserves or securities premium. A sum equal to the nominal value of the shares so purchased is transferred to capital redemption reserve.

(v) OCI - Actuarial gains and losses

Actuarial gain and losses are recognised in other comprehensive income, net of taxes.

(vi) OCI - Cash Flow Hedging Reserve

The cash flow hedging reserve represents the cumulative effective portion of gains or losses arising on changes in fair value of designated portion of hedging instruments entered into for cash flow hedges. The cumulative gain or loss arising on changes in fair value of the designated portion of the hedging instruments that are recognised and accumulated under the heading of cash flow hedging reserve. Such gains or losses will be reclassified to statement of profit and loss in the period in which the hedged transaction occurs.



Note 13 - Non-current Financial Liabilities

Particulars	March 31, 2023	March 31, 2022
Provision for Share appreciation rights (Refer note 33(d))	140.18	54.08
Fair value of outstanding forward contracts (FVOCI)	26.55	
Total	166.73	54.08

Note 14 - Non-current Provisions

Particulars	March 31, 2023	March 31, 2022
Unfunded (Refer note 33)		
Gratuity	556.26	535.70
Leave Encashment	227.42	209.09
Total	783.68	744.79

Note 15 - Current borrowings

Particulars	March 31, 2023	March 31, 2022
Secured		
Working Capital demand Loan from Bank (Refer note 15.1)	-	800.00
Total	-	800.00

Note 15.1 : Details of security provided in respect of the secured short term borrowings

1) Working capital Demand Loan From bank (secured)- CITI BANK
Amount of line : INR 137,500,000
Limit utilised and withdrawn : INR 80,000,000
Borrowing Base : Export finance / Buyers credit : upto 180 days / cash credit / Revolving
Interest rates : 1 Month T-bill (4.18%) + spread (93%), payable within 365 days
Effective interest rate range - 4.43% - 5.11%
Collateral : Exclusive charge on stock book debts and moveable fixed assets

Note 16 - Trade payables

Particulars	March 31, 2023	March 31, 2022
Dues of Micro and small enterprises (Refer note 41)	23.71	-
Dues other than Micro and small enterprises	609.15	640.79
Total	632.86	640.79

FY22-23

Particulars	Outstanding for following periods from due date of payment				
	Less than 1 Year	01-02 Years	02-03 Years	More than 3 years	Total
(i) MSME	23.71	-	-	-	23.71
(ii) Others	108.68	-	-	-	108.68
(iii) Disputed dues - MSME	-	-	-	-	-
(iv) Disputed dues - Others	-	-	-	-	-
Add: Accrued Expenses (including employee liabilities)					500.48
					304.97
					195.50
					632.87

FY21-22

Particulars	Outstanding for following periods from due date of payment				
	Less than 1 Year	01-02 Years	02-03 Years	More than 3 years	Total
(i) MSME	-	-	-	-	-
(ii) Others	152.07	0.13	-	-	152.20
(iii) Disputed dues - MSME	-	-	-	-	-
(iv) Disputed dues - Others	-	-	-	-	-
Add: Accrued Expenses (including employee liabilities)					488.59
					249.97
					238.62
					640.79

Note 17 - Other current financial liabilities

Particulars	March 31, 2023	March 31, 2022
Interest Accrued but not due	-	2.95
Fair value of outstanding forward contracts (FVOCI)-current	240.31	-
Total	240.31	2.95

Note 18 - Current Provisions

Particulars	March 31, 2023	March 31, 2022
Unfunded (Refer note 33)		
Gratuity- Current	190.17	167.42
Leave Encashment- Current	98.99	86.72
Total	289.16	254.14

Note 19 - Other current liabilities

Particulars	March 31, 2023	March 31, 2022
Statutory dues	195.60	131.29
Total	195.60	131.29



Lumina Datamatics Limited
Notes to Standalone Financial Statements
(All figures in Rs. Lakhs unless otherwise stated)

Note 20 - Revenue from operations (Rs. In Lacs)

Particulars	March 31, 2023	March 31, 2022
Export sales	22,870.57	18,364.05
Sales -domestic	84.98	100.47
Total	22,955.55	18,464.52

Note 21 - Other income

Particulars	March 31, 2023	March 31, 2022
Interest Income	241.00	172.07
Unrealised gains on Investments	115.06	233.23
Exchange gain	-	493.73
Export incentive received	317.20	180.89
Miscellaneous receipts	33.69	43.01
Profit on sale of investments	304.99	49.94
Rent concession income	-	1.85
Prov for doubtful debt written back	84.00	-
Profit on sale of assets/ scrap	0.04	8.07
Total	1,095.97	1,182.80

Interest income comprise:

Particular	March 31, 2023	March 31, 2022
Interest on income tax	7.15	-
Interest on Fixed Deposit & others	233.85	172.07
	241.00	172.07

Note 22 - Employee benefit expenses

Particulars	March 31, 2023	March 31, 2022
Basic Salary, Wages & Allowances	12,162.19	10,252.73
Contribution towards PF & Other funds (Refer Note 33)	726.85	627.00
Share based compensation (Refer Note 33c)	-	22.76
SAR expenses (Refer Note 33d)	86.10	54.08
Staff Welfare	141.79	76.57
Total	13,116.93	11,033.13

Note 23 - Finance costs

Particulars	March 31, 2023	March 31, 2022
Interest on loan from banks	14.05	22.10
Interest on Income Tax	-	28.73
Interest on Lease Liabilities	70.37	83.90
Total	84.42	134.73



Lumina Datamatics Limited
Notes to Standalone Financial Statements
(All figures in Rs. Lakhs unless otherwise stated)

Note 24 - Depreciation and Amortisation Expenses

Particulars	March 31, 2023	March 31, 2022
Depreciation on property plant and equipment	518.18	326.50
Amortisation on intangible assets	294.36	223.34
Depreciation on Right to use Assets	436.05	377.77
Total	1,248.59	927.61

Note 25 - Other expenses

Particulars	March 31, 2023	March 31, 2022
Outsourcing cost	-	1.12
Electricity expenses	197.38	134.69
Legal & Professional expenses	171.39	96.19
Travelling expenses	110.57	44.38
Link Charges	95.68	80.54
Technical fees	678.01	664.52
Rent	17.93	61.29
Communication charges	157.74	164.78
Vehicle expenses	212.88	22.53
Miscellaneous expenses	44.18	20.63
CSR Expenses	71.52	56.21
Hire charges	67.91	128.57
Exchange loss	24.02	-
Advertisement expenses	0.18	0.41
Recruitment charges	43.10	16.35
Audit fees (Refer note 36)	16.55	16.37
Sales promotion	35.16	14.52
Printing & Stationery	3.55	2.83
Subscription expenses	619.00	573.30
Bank charges	15.54	15.84
Rates & Taxes	35.15	29.90
Water charges	4.08	3.91
Repairs & Maintenance expenses	163.90	139.84
Security charges	59.05	51.12
Bad debts	1.11	-
Provision For Doubtfull Debts	-	155.00
Insurance	67.72	51.43
Total	2,913.30	2,546.27



Lumina Datamatics Limited
Notes to Standalone Financial Statements
(All figures in Rs. Lakhs unless otherwise stated)

Note 26 - Taxation

26(a) - Income tax expense

Particulars	March 31, 2023	March 31, 2022
Current tax		
Current tax on profits for the year	1,613.37	1,204.00
Adjustments for current tax of prior periods	-	28.26
Total current tax expense	1,613.37	1,232.26

Deferred tax

(Increase) in deferred tax assets	(21.87)	(55.07)
Increase/(Decrease) in deferred tax liabilities	29.06	78.27
Total deferred tax expense/(benefit)	7.19	23.20
Income tax expense	1,620.56	1,255.46

26(b) - Reconciliation of tax expense and accounting profit multiplied by statutory tax rates

Particulars	March 31, 2023	March 31, 2022
Profit for the year	6,688.28	4,855.57
Statutory tax rate applicable to Lumina Datamatics Limited	25.17%	25.17%
Tax expense at applicable tax rate	1,683.31	1,222.05
Deduction under 80JJAA	(48.39)	(23.84)
Goodwill written off	-	10.54
Sale of asset	(0.01)	(2.03)
Non deductible expense (entertainment, presents) CSR expenses	18.00	14.15
Interest & penalty on belated payment of TDS	-	7.23
Tax rate difference	(32.03)	-
Rounding off Tax	(0.32)	(1.11)
Others	-	0.21
Adjustments for current tax of prior periods	-	28.26
Total	1,620.56	1,255.46

26(c) - Deferred tax

Particulars	March 31, 2023	Movement in other	Movement in Profit and loss	Movement in Opening Reserve /	March 31, 2022
Deferred Tax Assets					
Compensated Absences	82.15	-	(7.70)	-	74.45
Gratuity	187.86	0.68	(11.59)	-	176.96
Provision for Impairment of investment in Handy Training Technologies Private Ltd, India	37.75	-	-	-	37.75
Provision for SAR liability	35.28	-	(21.67)	-	13.61
Directors Commission	11.98	-	-	-	11.98
Others	-	-	-	-	-
Provision for Doubtful Receivables, Loans and Advances	66.47	-	21.14	-	87.61
Disallowance U/s 40 a(ia)	1.77	-	(0.33)	-	1.43
Lease Assets- Ind As 116	14.46	-	(1.72)	-	12.74
Total Deferred Tax Assets	437.72	0.68	(21.87)	-	416.53
Deferred Tax Liabilities					
Depreciation and Amortisation	(49.12)	-	(0.10)	-	(49.22)
Cash flow hedging reserve	(67.16)	156.09	-	-	88.92
Unrealised Gain on Investment	67.40	-	(28.96)	-	38.44
Total Deferred Tax Liabilities	(48.88)	156.09	(29.06)	-	78.14
Net Deferred Tax	486.60	(155.41)	7.19	-	338.39



Note 27: Fair value measurements

Financial instruments by category

	March 31, 2023			March 31, 2022		
	FVTPL	FVOCI	Amortised cost	FVTPL	FVOCI	Amortised cost
Financial assets						
Investments						
- Mutual funds	2,138.12	-	-	4,583.94	-	-
- ETF	371.06	-	-	101.65	-	-
- AIF	1,324.29	-	-	403.55	-	-
- Equity instruments	-	-	15,887.45	-	-	14,903.55
- Preference shares	495.00	-	-	495.00	-	-
- Debenture	6,978.10	-	-	2,014.25	-	-
Trade receivables	-	-	1,678.97	-	-	1,479.15
- Unbilled revenue	-	-	1,020.61	-	-	27.74
Cash and cash equivalents	-	-	1,206.25	-	-	2,276.84
Bank balances other than Cash and cash equivalents	-	-	0.05	-	-	3.73
Term deposits with financial institutions	-	-	1,750.00	-	-	2,452.00
Security deposit	-	-	296.35	-	-	249.96
Interest accrued	-	-	100.74	-	-	135.61
Fair value of outstanding forward contracts	-	-	-	-	353.33	-
Loan to Employees	-	-	11.54	-	-	3.78
Other deposit CD	-	-	20.12	-	-	5.06
Other receivables	-	-	0.56	-	-	3.58
Total financial assets	11,306.57	-	21,972.64	7,598.39	353.33	21,541.02
Financial liabilities						
Trade payables	-	-	632.86	-	-	640.79
Provision for Share appreciation rights	-	-	140.18	-	-	54.08
Interest Accrued but not due	-	-	-	-	-	2.95
Borrowings	-	-	-	-	-	800.00
Fair value of outstanding forward contracts	-	266.86	-	-	-	-
Total financial liabilities	-	266.86	773.04	-	-	1,497.82

i) Fair value hierarchy

This section explains the judgements and estimates made in determining the fair values of the financial instruments that are (a) recognised and measured at fair value and (b) measured at amortised cost and for which fair values are disclosed in the financial statements.

To provide an indication about the reliability of the inputs used in determining fair value, the company has classified its financial instruments into the three levels prescribed under the accounting standard. An explanation of each level follows underneath the table.

Financial assets and liabilities measured at fair value as at March 31, 2023	Level 1	Level 2	Level 3	Total
Financial assets				
Financial Investments at FVTPL				
Mutual funds - Growth plan	2,138.12	-	-	2,138.12
AIF	-	1,324.29	-	1,324.29
ETF	371.06	-	-	371.06
Equity instruments	-	-	-	-
Preference shares	-	-	495.00	495.00
Debenture	6,978.10	-	-	6,978.10
Total financial assets	9,487.28	1,324.29	495.00	11,306.57

Assets and liabilities which are measured at amortised cost as at March 31, 2023	Level 1	Level 2	Level 3	Total
Financial assets				
- Equity instruments	-	-	15,887.45	15,887.45
Trade receivables	-	-	1,678.97	1,678.97
- Unbilled revenue	-	-	1,020.61	1,020.61
Cash and cash equivalents	-	-	1,206.25	1,206.25
Bank balances other than Cash and cash	-	-	0.05	0.05
Term deposits with financial institutions	-	-	1,750.00	1,750.00
Interest accrued	-	-	100.74	100.74
Security deposit	-	-	296.35	296.35
Loan to Employees	-	-	11.54	11.54
Other deposit -CD	-	-	20.12	20.12
Other receivables	-	-	0.56	0.56
Total financial assets	-	-	21,972.65	21,972.65

Assets and liabilities which are measured at amortised cost as at March 31, 2023	Level 1	Level 2	Level 3	Total
Financial Liabilities				
Trade payables	-	-	632.86	632.86
Financial Investments at FVOCI				
Fair value of outstanding forward contracts	266.86	-	-	266.86
Provision for Share appreciation rights	-	-	140.18	140.18
Total financial liabilities	266.86	-	773.04	1,039.90



Financial assets and liabilities measured at fair value as at March 31, 2022	Level 1	Level 2	Level 3	Total
Financial assets				
Financial Investments at FVTPL				
Mutual funds - Growth plan	4,583.94	-	-	4,583.94
AIF	-	403.55	-	403.55
ETF	101.65	-	-	101.65
Equity instruments	-	-	-	-
Preference shares	-	-	495.00	495.00
Debenture	2,014.25	-	-	2,014.25
Financial Investments at FVOCI				
Fair value of outstanding forward contracts	353.33	-	-	353.33
Total financial assets	7,053.17	403.55	495.00	7,951.72

Assets and liabilities which are measured at amortised cost as at March 31, 2022	Level 1	Level 2	Level 3	Total
Financial assets				
- Equity instruments	-	-	14,903.55	14,903.55
Trade receivables	-	-	1,479.15	1,479.15
-Unbilled revenue	-	-	27.74	27.74
Cash and cash equivalents	-	-	2,276.84	2,276.84
Bank balances other than Cash and cash equivalents	-	-	3.73	3.73
Term deposits with financial institutions	-	-	2,452.00	2,452.00
Interest accrued	-	-	135.61	135.61
Security deposit	-	-	249.96	249.96
Loan to Employees	-	-	3.78	3.78
Other deposit -CD	-	-	5.06	5.06
Other receivables	-	-	3.58	3.58
Total financial assets	-	-	21,541.02	21,541.02

Assets and liabilities which are measured at amortised cost as at March 31, 2022	Level 1	Level 2	Level 3	Total
Financial Liabilities				
Trade payables	-	-	640.79	640.79
Provision for Share appreciation rights	-	-	54.08	54.08
Interest Accrued but not due	-	-	2.95	2.95
Borrowings	-	-	800.00	800.00
Total financial liabilities	-	-	1,497.82	1,497.82

Level 1: Level 1 hierarchy includes financial instruments measured using quoted prices. This includes listed equity instruments, traded bonds and mutual funds that have quoted price. The fair value of all equity instruments (including bonds) which are traded in the stock exchanges is valued using the closing price as at the reporting period. The mutual funds are valued using the closing NAV.

Level 2: The fair value of financial instruments that are not traded in an active market (for example, traded bonds, over-the counter derivatives) is determined using valuation techniques which maximise the use of observable market data and rely as little as possible on entity-specific estimates. If all significant inputs required to fair value an instrument are observable, the instrument is included in level 2.

Level 3: If one or more of the significant inputs is not based on observable market data, the instrument is included in level 3. This is the case for unlisted equity securities, contingent consideration and indemnification asset included in level 3.

There are no transfers between levels 1 and 2 during the year.

ii) **Valuation technique used to determine fair value**

Specific valuation techniques used to value financial instruments include:

* The use of quoted market prices or dealer quotes for similar instruments

All of the resulting fair value estimates are included in level 2 except for unlisted equity securities, contingent consideration and indemnification asset, where the fair values have been determined based on present values and the discount rates used were adjusted for counterparty or own credit risk.

iii) **Valuation processes**

The carrying amounts of trade receivables, trade payables, capital creditors and cash and cash equivalents are considered to be the same as their fair values, due to their short-term nature.

For financial assets and liabilities that are measured at fair value, the carrying amounts are equal to the fair values.



Note 28: Financial risk management

The company's activities exposes it to market risk, liquidity risk and credit risk. In order to minimise any adverse effects on the financial performance of the company, derivative financial instruments, such as foreign exchange forward contracts are entered to hedge certain foreign currency risk exposures. Derivatives are used exclusively for hedging purposes and not as trading or speculative instruments. This note explains the sources of risk which the entity is exposed to and how the entity manages the risk and the impact of hedge accounting in the financial statements

Risk	Exposure arising from	Measurement	Management
Credit risk	Cash and cash equivalents, trade receivables and financial assets.	Ageing analysis Credit ratings	Diversification of bank deposits, credit limits and letters of credit
Liquidity risk	Borrowings and Trade payable	Maturity analysis, cash flow forecasts	Availability of committed credit lines and borrowing facilities
Market risk – foreign exchange	Import Payables and Receivables on Indenting services	Cash flow forecasting Sensitivity analysis	Forward foreign exchange contracts
Market risk – security prices	Investments in equity securities, Mutual Funds, Debentures, Fixed deposits & Alternative Investment Fund	Sensitivity analysis	Portfolio diversification

The Board provides guiding principles for overall risk management, as well as policies covering specific areas such as credit risk, liquidity risk, and Foreign Exchange Risk effecting business operations. The company's risk management is carried out by the management as per guidelines and policies approved by the

A) Credit risk

Credit risk is the risk that counterparty will not meet its obligations under a financial instrument or customer contract, leading to a financial loss. Credit risk encompasses the direct risk of default, risk of deterioration of creditworthiness as well as concentration risks. The Company is exposed to credit risk from its operating activities (primarily trade receivables), deposits with banks and loans given.

Credit risk management

The company's credit risk mainly from trade receivables as these are typically unsecured. This credit risk has always been managed through credit approvals, establishing credit limits and continuous monitoring the creditworthiness of customers to whom credit is extended in the normal course of business. The Company estimates the expected credit loss based on past data, available information on public domain and experience. Expected credit losses of financial assets receivable are estimated based on historical data of the Company. The company has provisioning policy for expected credit losses. There is no credit risk in bank deposits which are demand deposits. The credit risk is minimum in case of entity to whom loan has been given.

The maximum exposure to credit risk as at March 31,2023 and March 31,2022 is the carrying value of such trade receivables as shown in note 8 of the financials.

Movement of loss allowance provision – Trade receivables

Particulars	(Rs. In Lacs)
Loss allowance on March 31, 2021	242.37
Creation/(Reversal) of provision for ECL	105.73
Loss allowance on March 31, 2022	348.09
Creation/(Reversal) of provision for ECL	(84.00)
Loss allowance on March 31, 2023	264.09

B) Liquidity risk

Prudent liquidity risk management implies maintaining sufficient cash and marketable securities and the availability of funding through an adequate amount of committed credit facilities to meet obligations when due and to close out market positions. Due to the dynamic nature of the underlying businesses, company treasury maintains flexibility in funding by maintaining availability under committed credit lines.

Management monitors rolling forecasts of the company's liquidity position and cash and cash equivalents on the basis of expected cash flows. In addition, the company's liquidity management policy involves projecting cash flows in major currencies and considering the level of liquid assets necessary to meet these, monitoring balance sheet liquidity ratios against internal and external regulatory requirements and maintaining debt financing plans.

March 31, 2023						(Rs. In Lacs)
Financial liabilities	Due in 1st year	Due in 2nd year	Due in 3rd year	Due in 4th year	Due >5th year	
Trade payables	632.87	-	-	-	-	-
Borrowings	-	-	-	-	-	-
Lease liabilities	533.52	503.07	323.64	3.08	-	-
SAR liabilities	-	140.18	0	-	-	-
Other financial liabilities	462.46	-	-	-	-	-
	1,628.85	643.25	323.64	3.08	-	-

March 31, 2022						(Rs. In Lacs)
Financial liabilities	Due in 1st year	Due in 2nd year	Due in 3rd year	Due in 4th year	Due >5th year	
Trade payables	640.79	-	-	-	-	-
Borrowings	800.00	-	-	-	-	-
Lease liabilities	426.26	218.78	169.46	97.76	3.08	-
SAR liabilities	-	-	54.08	-	-	-
Other financial liabilities	134.24	-	-	-	-	-
	2,001.29	218.78	223.54	97.76	3.08	-

C) Market risk

i) Foreign currency risk

The company operates internationally and is exposed to foreign exchange risk arising from foreign currency transactions, primarily with respect to the USD, EUR and GBP. Foreign exchange risk arises from future commercial transactions and recognised assets and liabilities denominated in a currency that is not the company's functional currency (INR). The risk is measured through a forecast of highly probable foreign currency cash flows. The objective of the hedges is to minimise the volatility of the INR cash flows of highly probable forecast transactions.

The company's risk management policy is to hedge around 70 % to 75% of forecasted receivables for the subsequent 24 months.

a) Foreign currency risk exposure:

Details of foreign currency exposures not covered by derivative instruments as at March 31,2023 and March 31,2022 are given below :

Particular	Currency	March 31, 2023		March 31, 2022	
		Foreign Currency	Indian Rupees * (in lacs)	Foreign Currency	Indian Rupees * (in lacs)
Receivables	USD	17,15,036.00	1,400.04	15,63,483.23	1,184.81
	EUR	1,64,351.00	144.95	1,25,814.65	105.50
	GBP	3,50,364.00	350.09	4,82,257.10	479.94
	AUD	37,445.00	20.77	46,760.01	26.50



b) Sensitivity

The Company is mainly exposed to changes in USD and Euro. The sensitivity analysis demonstrate a reasonably possible change in USD and Euro exchange rates, with all other variables held constant. 5% appreciation/depreciation of USD and Euro with respect to functional currency of the company will have impact of following (decrease)/increase in Profit & vice versa.

Particulars	(Rs. In Lacs)	
	March 31, 2023	March 31, 2022
USD	70.00	59.24
AUD	1.04	1.33
GBP	17.50	24.00
EUR	7.25	5.27

* Holding all other variables constant

ii) Cash flow and fair value interest rate risk

The company's main interest rate risk arises from long-term borrowings with variable rates, which expose the company to cash flow interest rate risk. company policy is to maintain most of its borrowings at fixed rate using interest rate swaps to achieve this when necessary. During March 31,2023 and March 31,2022, the company's borrowings at variable rate were mainly denominated in INR and USD.

The company's fixed rate borrowings are carried at amortised cost. They are therefore not subject to interest rate risk as defined in Ind AS 107, since neither the carrying amount nor the future cash flows will fluctuate because of a change in market interest rates.

a) Interest rate risk exposure

Particulars	(Rs. In Lacs)	
	March 31, 2023	March 31, 2022
Variable rate borrowings	-	800.00
Fixed rate borrowings	-	-
Total borrowings	-	800.00

As at the end of the reporting period, the company had the following variable rate borrowings outstanding:

	March 31, 2023			March 31, 2022		
	Weighted average interest rate %	Balance	% of total loans	Weighted average interest rate %	Balance	% of total loans
Working Capital Demand Loan		-		4.88%	800.00	100%

b) Sensitivity

Profit or loss is sensitive to higher/lower interest expense from borrowings as a result of changes in interest rates. Other components of equity change as a result of an increase/decrease in the fair value of the cash flow hedges related to borrowings.

	Impact on profit after tax	
	March 31, 2023	March 31, 2022
Interest rates – increase by 70 basis points (70 bps) *	-	(5.60)
Interest rates – decrease by 70 basis points (70 bps) *	-	5.60

* Holding all other variables constant

iii) Price risk

a) Exposure

The company's exposure to equity securities price risk arises from investments held by the company and classified in the balance sheet either as fair value through OCI or at fair value through profit or loss.

To manage its price risk arising from investments in equity securities, the company diversifies its portfolio. Diversification of the portfolio is done in accordance with the limits set by the company.

All of the company's equity investments are publicly traded.

Note 29: Capital management

a) Risk management

For the purpose of the Company's capital management, capital includes issued equity capital and all other equity reserves attributable to the equity holders. The primary objective of the Company capital management is to maximise the shareholder value.

Net Debts include Liability portion of Preference shares as well as current and non current borrowings.

Equity includes equity portion of preference shares

Particular	(Rs. In Lacs)	
	March 31, 2023	March 31, 2022
Borrowings	-	800.00
Total equity	35,051.06	30,714.86
Borrowing to equity ratio	-	0.03

b) Dividends

Particulars	(Rs. In Lacs)	
	March 31, 2023	March 31, 2022
(i) Equity shares		
Interim dividend for the year ended 31st March, 2022 of Rs.5 each before sub division (31st March, 2021 of Rs. Nil) of fully paid share.	-	538.93
Final dividend of FY21-22 of Rs. 1.25 per fully paid equity share.	269.47	-
(ii) Dividends not recognised at the end of the reporting period		
In CY 22-23 the directors have recommended the payment of a final dividend of Rs. 3.75 per fully paid equity share (March 31, 2022 : Rs. 1.25 per fully paid equity share) & special dividend of Rs. 1.25/- per fully paid equity share. This proposed dividend is subject to the approval of shareholders in the ensuing annual general meeting.	1,077.87	269.47



Lumina Datamatics Limited
Notes to Standalone Financial Statements
(All figures in Rs. Lakhs unless otherwise stated)

Note 30: Related party transactions

(To the extent identified by management and relied upon by auditors)

Name of the related parties	Nature of control
Delta Infosolutions Private Limited	Ultimate Holding Company
Datamatics Global Services Limited	Holding Company
Lumina Datamatics Inc. USA	Subsidiary Company
Lumina Datamatics UK Limited	Subsidiary Company w.e.f 06th June 2022
Sunrise setting limited	Subsidiary of Lumina Datamatics UK Limited w.e.f 30th November 2022
Lumina Datamatics Corp.	Subsidiary of Lumina Datamatics Inc. USA Limited w.e.f 18th January 2023
LDR e-Retail Limited	Subsidiary Company
Lumina Datamatics, GmbH	Subsidiary of Lumina Datamatics Inc. USA
Lumina Datamatics Assessment & Analytics, LLC	Subsidiary of Lumina Datamatics Inc. USA (Dissolved on 17th February 2022)
Datamatics Business Solutions Limited	Companies in which Director has Significant influence
Mr. Sameer L. Kanodia	Managing Director
Mr. Vidur Bhogilal	Executive Director (Resigned from 31st July 2021)
Mr. Lalit S. Kanodia	Chairman
Ms. Anju Kanodia	Executive Director
Mr. Ashish Jain	Chief Financial Officer
Ms. Vanita Naik	Company Secretary (Upto July 14, 2022)
Mr. Prashant Parekh	Company Secretary (From October 28, 2022)

Name of the related party	Description	March 31, 2023	March 31, 2022
Datamatics Global Services Limited (DGSL)	Expenses incurred by DGSL	212.19	295.82
	Interim /Final Dividend Paid during the year	269.47	538.93
	Amount receivable as at the end of the year		10.82
Lumina Datamatics Inc. USA	Service income	17,427.32	13,240.89
	Amount receivable as at the end of the year including	1,717.85	639.91
	Bank and other finance charges	0.39	0.33
	ESOP surrendered	-	-
	Buyback of shares/units	-	-
	Investment in shares at the end of the year	14,898.55	14,898.55
Lumina Datamatics UK Limited	Investment in shares at the end of the year	428.89	-
	Technical Fees	87.68	-
	Amount payable as at the end of the year	6.59	-
	Investment in equity shares at the end of the year	5.00	5.00
LDR e-Retail Limited	Investment in preference shares at the end of the year	495.00	495.00
	Technical Fees	543.00	562.15
	Amount payable as at the end of the year	5.00	69.28
Datamatics Business Solutions Limited	Professional Fees	0.36	0.54
	Amount payable as at the end of the year	0.03	0.03
Lumina Datamatics, GmbH	Service income	240.27	215.70
	Bank and other finance charges	0.24	0.22
	Amount receivable as at the end of the year	55.33	27.63
Mr. Vidur Bhogilal	Commission paid during the year*	-	43.81
Mr. Sameer L. Kanodia	Commission paid during the year*	171.48	106.44
Ms. Anju Kanodia	Commission paid during the year*	57.16	66.44

* Commission paid during the year is considered on the basis of actual payout

Remuneration to Key Managerial Personnel

Name of the related party	March 31, 2023	March 31, 2022
Mr. Vidur Bhogilal	-	19.41
Mr. Sameer L. Kanodia	149.94	120.96
Mrs. Anju S. Kanodia	35.99	28.71
Mr. Ashish Jain	98.74	91.47
Ms. Vanita Naik	10.95	19.39
Mr. Prashant Parekh	5.86	-



Note 31: Leases

Company as a lessee

As a lessee, the Company previously classified leases as operating or finance leases based on its assessment of whether the lease transferred significantly all of the risks and rewards incidental to ownership of the underlying asset to the Company. Under Ind AS 116, the Company recognizes right of use assets and lease liabilities for most leases i.e. these leases are on balance sheet.

The following table presents the various components of lease costs:

Particulars	March 31, 2023	March 31, 2022
Depreciation charge on right-to-use asset	436.05	377.77
Interest on Lease Liabilities	70.37	83.90
Net total cash outflow for leases	499.61	435.91
Carrying amount of right-to-use asset	1,157.09	766.95

Net total cash outflow for leases for the year ended March 31, 2023

Particulars	March 31, 2023	March 31, 2022
Total cash outflow for leases	499.61	437.76
Less: Concessional rent	-	(1.85)
Net total cash outflow for leases	499.61	435.91

Note 32: Earnings per share

	Particulars	March 31, 2023	March 31, 2022
(a)	Net Profit after taxation attributable to equity shareholders (Rs. in Lacs)	5,067.72	3,600.11
(b)	Weighted average number of outstanding equity shares considered for Basic EPS (Nos.) (In Lacs)	215.57	215.57
(c)	Weighted average number of outstanding equity shares considered for Diluted EPS (Nos.) (In Lacs)	215.57	215.57
(d)	Earnings per share - basic (In Rs.)	23.51	16.70
(e)	Earnings per share - diluted (In Rs.)	23.51	16.70



Note 33: Employee benefits

The disclosure as required by Ind AS 19 on "Employee Benefits" are given below:

The present value of gratuity obligation is determined based on actuarial valuation using the Projected Unit Credit Method, which recognises each period of service as giving rise to additional unit of employee benefit entitlement and measures each unit separately to build up the final obligation. The obligation of leave benefits (unfunded) is also recognised using the projected unit credit method.

a) Defined Contribution Plan	March 31, 2023	March 31, 2022
Charge to the Statement of Profit and Loss based on contributions:		
Employers contribution to provident fund	651.95	555.34
Employers contribution to employees' state insurance	74.08	71.15
Employers contribution to labour welfare fund and others	0.83	0.51
Included in contribution to provident fund and other funds	726.85	627.00

b) Defined Benefit Plan

i) Movement in Present Value of Obligation

Particulars	Gratuity		Leave Encashment	
	March 31, 2023	March 31, 2022	March 31, 2023	March 31, 2022
Present Value of Obligation as at the beginning	703.12	642.87	295.81	432.84
Current Service Cost	122.66	110.91	79.08	98.26
Interest Expense or Cost	41.45	34.37	17.44	19.11
Re-measurement (or Actuarial) (gain) / loss arising from:				
- change in demographic assumptions	-	(14.92)	-	-
- change in financial assumptions	(38.30)	(12.86)	(15.00)	(5.62)
- experience variance (i.e. actual experience vs assumptions)	35.58	-	20.28	(40.53)
Past Service Cost	-	-	-	(150.98)
Benefits Paid	118.08	57.26	71.19	57.28
Present Value of Obligation as at the end	746.44	703.12	326.41	295.81

ii) Expenses recognised in the income statement and other comprehensive income

Particulars	Gratuity		Leave Encashment	
	March 31, 2023	March 31, 2022	March 31, 2023	March 31, 2022
Current service cost	122.66	110.91	79.08	98.26
Past service cost	-	-	-	(150.98)
Net interest cost on the net defined benefit liability	41.45	34.37	17.44	19.11
Expenses recognised in Profit & Loss Account	164.12	145.28	96.52	(33.61)
Other Comprehensive Income	-	-	-	-
Actuarial (gains) / losses	-	-	-	-
- Change in demographic assumptions	-	(14.92)	-	-
- Change in financial assumptions	(38.30)	(12.86)	(15.00)	(5.62)
- Experience variance	35.58	-	20.28	(40.53)
Expenses recognised in OCI	(2.72)	(27.77)	101.80	(79.76)

iii) Financial Assumptions

The principal financial assumptions used in the valuation are shown in the table below

Particulars	Gratuity		Leave Encashment	
	March 31, 2023	March 31, 2022	March 31, 2023	March 31, 2022
Discount Rate (per annum)	7.25%	5.90%	7.25%	5.90%
Salary growth rate (per annum)	3.50%	3.50%	3.50%	3.50%
Mortality Rate	IALM 12-14	IALM 12-14		

iv) Sensitivity Analysis

Particulars	Gratuity			
	March 31, 2023		March 31, 2022	
	Decrease	Increase	Decrease	Increase
Discount rate (- / + 1%)	774.45	720.29	730.69	677.45
(% change compared to base due to sensitivity)	3.80%	-3.50%	3.90%	-3.70%
Salary growth rate (- / + 1%)	719.62	774.69	677.33	730.24
(% change compared to base due to sensitivity)	3.60%	3.80%	-3.70%	3.90%
Attrition Rate (- / + 25% of attrition rates)	699.57	755.23	697.83	703.03
(% change compared to base due to sensitivity)	-6.30%	1.20%	-0.80%	0.00%
Mortality Rate (- / + 10% of mortality rates)	746.33	746.54	703.05	703.19
(% change compared to base due to sensitivity)	0.00%	0.00%	0.00%	0.00%



Lumina Datamatics Limited
Notes to Standalone Financial Statements
 (All figures in Rs. Lakhs unless otherwise stated)

Sensitivity Analysis Particulars	Leave Encashment			
	March 31, 2023		March 31, 2022	
	Decrease	Increase	Decrease	Increase
Discount rate (- / + 1%) (% change compared to base due to sensitivity)	337.39 3.40%	316.11 -3.20%	306.18 3.50%	286.11 -3.30%
Salary growth rate (- / + 1%) (% change compared to base due to sensitivity)	315.65 -3.30%	337.69 3.50%	285.79 -3.40%	306.32 3.60%
Attrition Rate (- / + 25% of attrition rates) (% change compared to base due to sensitivity)	325.65 -0.20%	326.55 0.00%	299.24 1.20%	293.43 -0.80%
Mortality Rate (- / + 10% of mortality rates) (% change compared to base due to sensitivity)	326.41 0.00%	326.41 0.00%	295.82 0.00%	295.79 0.00%

v) Maturity profile of Defined Benefit obligation Expected Cash flow over the next (valued on undiscounted basis)	Gratuity		Leave Encashment	
	March 31, 2023	March 31, 2022	March 31, 2023	March 31, 2022
1 Year	190.17	167.42	98.99	86.72
2 to 5 years	499.55	451.46	215.61	186.23
6 to 10 years	231.55	208.18	84.75	77.24
More than 10 years	85.44	74.21	27.22	23.61

c) LDL RSU PLAN 2016

The Company had granted "Restricted Stock Units" under "LDL RSU PLAN 2016". The plan extended to Senior Executive employees as identified by the Board/ Nomination and Remuneration Committee, being the permanent employees of the Company including its Subsidiaries and its directors. RSUs were supposed to vest at the end of 3 years from the date of the grant and based upon satisfaction of the performance criteria. The continuation of employees in the services of the Company was the primary requirement of the vesting. Under the LDL RSU PLAN 2016, 24,000 options were granted at an exercise price of Rs. 10 per option during the FY 20-21 and the company opted for cash settlement during FY 21-22 at an amount of Rs. 79.61 lacs.

d) LDL PHANTOM STOCK APPRECIATION PLAN 2021

The Company has granted "Phantom Stock Units" under "LDL Phantom Stock Appreciation Plan 2021". The plan shall extend to certain employees as identified by the Board/ Nomination and Remuneration Committee, being the permanent employees of the Company including its Subsidiaries and its directors subject to certain vesting conditions. Phantom units shall vest at the end of 3 years from the date of grant and based upon satisfaction of the performance criteria. The continuation of employee in the services of the Company shall be the primary requirement of the vesting. Details of the outstanding units as at March 31, 2023 are given below:

Particulars	2021-22	2022-23	2023-24
	Phantom stock options plan		
Total no. of units/shares	22,000	35,000	48,500
Method of accounting	Fair Value as defined below*	Fair Value as defined below*	Fair Value as defined below*
Exercise period	3 years from the date of grant	3 years from the date of grant	3 years from the date of grant
Grant date	01-04-2021	01-04-2021	01-04-2021
Fair Value per unit	Rs. 246 per unit	Rs. 246 per unit	Rs. 246 per unit
Method of settlement	Cash	Cash	Cash

In accordance with above, the amount of provision made as at 31st March 2023 is Rs. 140.18 lakhs (PY Rs 54.08 Lacs)

* Fair Market Value per Unit as defined in the

The FMV will be calculated based on a multiplier of 1.00 of Revenue and 7.4 multiple of EBITDA in equal weightage of Revenue and EBITDA divided by total number of equity shares on fully diluted basis as per latest available March 31, 2023 audited balance sheet.



Lumina Datamatics Limited
Notes to Standalone Financial Statements
 (All figures in Rs. Lakhs unless otherwise stated)

Note 36 : Auditor's remuneration includes

Particulars	March 31, 2023	March 31, 2022
For Statutory Audit	13.80	13.80
For other services	1.48	1.23
For Limited review	1.15	1.15
Reimbursement of out of pocket expenses	0.13	0.19
Total	16.55	16.37

Note 37 : Activities in foreign currency

S no.	Particulars	March 31, 2023	March 31, 2022
(i)	Earnings in foreign currency		
	FOB value of exports	22,870.57	18,364.05
	Total	22,870.57	18,364.05
(ii)	Expenditure in foreign currency		
	Travelling expenses	0.48	-
	Sales promotion expenses	3.18	-
	Technical fees	87.68	44.82
	Foreign bank charges	7.19	6.84
	Total	98.53	51.66

Note 38: Corporate Social Responsibility

As per Section 135 of the Companies Act, 2013, a company, meeting the applicability threshold, needs to spend at least 2% of its average net profit for the immediately preceding three financial years on corporate social responsibility (CSR) activities. The areas for CSR activities are eradication of hunger and malnutrition, promoting education, art and culture, healthcare, destitute care and rehabilitation, environment sustainability, disaster relief, COVID-19 relief and rural development projects. The disclosure in respect of CSR expenditure is as below:

S.no	Particular	March 31, 2023	March 31, 2022
a)	Gross amount required to be spent by the Company during the year	71.52	43.72
b)	Amount spent during the year (including prepaid CSR FY20-21)	94.06	62.24
c)	Amount committed towards ongoing projects	Nil	Nil
d)	Carried forward to next year	(22.54)	(6.13)
e)	Nature of CSR activities	Skilling Employment, Health & Sanitation & Educational Institution	Skilling Employment, Health & Sanitation

Details of Ongoing project alongwith:

In case of S. 135(6) (Ongoing Project)						
Opening Balance		Amount required to be spent during the year	Amount spent during the year		Closing Balance	
With Company	In Separate CSR Unspent A/c		From Company's bank A/c	From Separate CSR Unspent A/c	With Company	In Separate CSR Unspent A/c
-	3.68	3.68	-	3.68	-	-



Lumina Datamatics Limited
Notes to Standalone Financial Statements
(All figures in Rs. Lakhs unless otherwise stated)

Note 39: International and domestic transfer pricing

The Management is of the opinion that its international and domestic transactions are at arm's length as per the independent accountants report for the year ended March 31, 2023. The Management continues to believe that its international transactions and the specified domestic transactions during the current financial year are at arm's length and that the transfer pricing legislation will not have any impact on these financial statements, particularly on amount of tax expense and that of provision for taxation.

Note 40: As per Companies (Accounting Standards) Rules, 2013 issued by the Central Government, in consultation with National Advisory Committee on Accounting Standards ('NACAS') and the relevant provisions of the Companies Act, 2013, to the extent applicable, the carrying value of the asset has been reviewed for impairment of assets and there is no impairment of assets.

Note 41: Micro, Small and Medium Enterprises

In terms of Section 22 of the Micro, Small and Medium Enterprises Development Act 2006, the outstanding to these enterprises are required to be disclosed. However, these enterprises are required to be registered under the Act. The dues outstanding towards MSME are disclosed under Note 16.

Note 42: The Company operates in only one business segment, e-publishing services which mainly include editorial services, composition services, media and related services. All assets, liabilities, revenue and expenses are related to their one-segment activities.

Note 43: Crypto or Virtual Currency

The Company has neither traded nor invested in crypto currency or virtual currency during the year.

Note 44: The Indian Parliament has approved the Code on Social Security, 2020 which would impact the contributions by the company towards Provident Fund and Gratuity. The Ministry of Labour and Employment has released draft rules for the Code on Social Security, 2020 on November 13, 2020, and has invited suggestions from stakeholders which are under active consideration by the Ministry. The Company will assess the impact and its evaluation once the subject rules are notified and will give appropriate impact in its financial statements in the period in which, the Code becomes effective and the related rules to determine the financial impact are published.

Note 45: Exceptional item

(i) During the year ended March 31, 2022, Due to uncertainty of future cash flows, the Company has impaired its investment in Handy Training Technologies Private Limited amounting to Rs. 150 Lakhs and the same has been disclosed under exceptional items

Note 46: Benami Property

No proceeding has been initiated or pending against the company for holding any benami property under the Benami Transactions (Prohibition) Act, 1988 (45 of 1988) and rules made thereunder.

Note 47: Events occurring after Balance Sheet date

Dividend

The Board of Directors of Lumina Datamatics Limited at their meeting held on April 27, 2023 has recommended, subject to approval of shareholders, final dividend of Rs. 3.75/- per equity share of the face value of Rs. 5/- each and special dividend of Rs. 1.25/- per equity share of the face value of Rs. 5/- each for the financial year ended March 31, 2023.

Note 48: Acquisition

Acquisition of Sunrise setting limited

Pursuant to the approval of board of directors of the Company dated October 28, 2022 and post execution of Share Purchase Agreement dated November 30, 2022, the Company through its Wholly owned subsidiary Lumina Datamatics UK limited has acquired 70% of equity stake in Sunrise Setting Limited from Mr. Alistair Smith and Ms. Jessica Stock at a total consideration of GBP 260,000.



Note 49: Ratio Analysis

Sr no	Ratio	Numerator	Denominator	March 31, 2023	March 31, 2022	Variance	Comments
1	Current Ratio (In Times)	Total Current Assets	Total Current Liabilities	6.54	5.88	11%	
2	Debt-Equity Ratio (In Times)	Debt Consists Of Borrowings And Lease Liabilities.	Total Equity	0.03	0.05	-34%	Decrease due to Borrowings were closed during current year
3	Debt Service Coverage Ratio (In Times)	Earning For Debt Service = Net Profit after Taxes + Non-Cash Operating Expenses + Interest+ exceptional items	Debt Service = Interest And Lease Payments + Principal Repayments	12.46	10.46	19%	
4	Return On Equity Ratio (In %)	Profit For The Year Less Preference Dividend (If Any)	Average Total Equity	15.41%	12.32%	25%	Increase in profit. Due to increase in sale
5	Return On Equity Ratio (In %) before exceptional item	Profit For The Year Less Preference Dividend (If Any) before exceptional item	Average Total Equity	15.41%	12.83%	20%	
6	Trade Receivables Turnover Ratio (In Times)	Revenue From Operations	Average Trade Receivables	9.53	5.79	65%	Increase in sale & slow recovery
7	Trade Payables Turnover Ratio (In Times)	Other Expenses	Average Trade Payables	6.94	6.51	7%	
8	Net Capital Turnover Ratio (In Times)	Revenue From Operations	Average Working Capital (i.e Total Current Assets Less Total Current Liabilities)	2.17	1.74	24%	
9	Net Profit Ratio (In %)	Profit For The Year + Exceptional item	Revenue From Operations	22%	20%	9%	
10	Return On Capital Employed (In %)	Profit Before Tax And Finance Costs And Exceptional items	Capital Employed = Net Worth + Lease Liabilities + Deferred Tax Liabilities + Borrowing	19%	16%	17%	
11	Return On Investment (In %)	Income Generated From Invested Funds	Average Invested Funds In Treasury Investment	6%	6%	0%	


Note 50: Relationship With Struck Off Companies

The Company has no transaction with companies struck off under section 248 of the Companies Act, 2013

Note 51

Previous year figures have been appropriately regrouped/reclassified and rearranged wherever necessary to conform to the current year's presentation.


As per our attached report of even date
For Kunal Doshi Associates LLP
Chartered Accountants
Firm Registration No. 104746W/W100096


Kunal Doshi
Partner
Membership No. 148916



Place : Mumbai
Dated : April 27, 2023

For and on behalf of the Board


Sameer L. Kanodia
CEO and Managing Director
DIN 0908232


Dr. Lalit S. Kanodia
Chairman
DIN 00008059


Prasanth Parekh
Company Secretary

