

M L BHUWANIA AND CO LLP


CHARTERED ACCOUNTANTS

F-11, 3rd floor, Manek Mahal, 90, Veer Nariman Road, Churchgate, Mumbai - 400 020, INDIA.
T : +91 22 6117 4949 F : +91 22 6117 4950 E : info@mlbca.in W : www.mlbca.in

AUDITOR'S REVIEW REPORT ON QUARTERLY CONSOLIDATED FINANCIAL RESULTS OF THE COMPANY PURSUANT TO THE REGULATION 33 OF SEBI (LISTING OBLIGATION AND DISCLOSURES REQUIREMENTS) REGULATION, 2015

The Board of Directors of
M/S. DATAMATICS GLOBAL SERVICES LIMITED

1. We have reviewed the accompanying statement of unaudited consolidated financial results of **M/s. DATAMATICS GLOBAL SERVICES LIMITED**, (the Holding Company") its subsidiaries (including step down subsidiaries), and joint ventures (the Holding Company, its subsidiaries and joint ventures are together referred to as "The Group") for the quarter and half year ended 30th September, 2017 attached herewith, being submitted by the company pursuant to requirement of Regulation 33 of the Securities and Exchange Board of India (SEBI) (Listing Obligations and Disclosure Requirements) Regulations, 2015, as modified by the circular no. CIR/CFD/FAC/62/2016 dated 5th July, 2016 (The Regulations).
2. The unaudited financial results are the responsibility of the Company's management and have been approved by the Board of Directors in their meeting held on 30th November, 2017. Our responsibility is to issue a report on these unaudited financial results based on our review.
3. We conducted our review in accordance with the Standard on Review Engagement (SRE) 2410, "Review of Interim Financial Information Performed by the Independent Auditor of the Entity" issued by the Institute of Chartered Accountants of India. This Standard requires that we plan and perform the review to obtain moderate assurance as to whether the Statement is free of material misstatement. A review is limited primarily to inquiries of company personnel and analytical procedures applied to financial data and thus provide less assurance than an audit. We have not performed an audit and accordingly, we do not express an audit opinion.
4. The statement includes the results of the subsidiaries (including step down subsidiaries) and joint ventures mentioned in "Annexure A".
5. We draw attention to the fact that figures for the corresponding quarter and half year ended 30th September, 2016, including the reconciliation of profit under Ind AS of the corresponding quarter and half year ended with profit reported under previous GAAP as reported in these unaudited consolidated financial results have been approved by the Company's Board of Directors but have not been subjected to our review. Our conclusion is not qualified in respect of these matters.
6. The financial results of eight subsidiaries including three step down subsidiaries included in Statement which reflects total assets of Rs. 7,443.93 million as at September 30, 2017, total revenue of Rs. 1,888.14 million and Rs. 3,673.73 million for the quarter and half year ended September 30, 2017 respectively and total net profit after tax of Rs.108.56 million and Rs.188.21 million for the quarter and half year ended as at September 30, 2017 have been reviewed by us. The statement also includes the Group's share of net profit of Rs. 10.29 million and Rs. 10.91 million for the quarter and half year ended September 30, 2017 as considered in the Statement in respect of one joint venture, whose financial result has been reviewed by us.



M L BHUWANIA AND CO. LLP

CHARTERED ACCOUNTANTS

7. The financial results of sixteen subsidiaries including eleven step down subsidiaries included in the statement whose financial results are unaudited or not reviewed but certified by their management, which reflects total assets of 492.55 million as at September 30, 2017, total revenues of Rs. 200.49 million and Rs. 306.17 million for the quarter and half year ended September 30, 2017 respectively and total net profit after tax of Rs. 8.64 million and Rs. 19.86 million for the quarter and half year ended September 30, 2017 respectively. The statement also include the Group's share of net loss of Rs. 0.16 million and Rs. 0.46 million for the quarter and half year ended September 30, 2017 as considered in the Statement in respect of three joint ventures whose financial results are unaudited or not reviewed but certified by their management.


Our report on the Statement in so far as it relates to amounts included in respect of these subsidiaries including step down subsidiaries and joint ventures is solely based on the management certified financial results of those subsidiaries and joint ventures.

We are unable to comment upon the resultant impact, if any, on the profit and net assets of the unaudited consolidated financial results of the company as at 30th September, 2017, had the subsidiaries including step down subsidiaries and joint ventures been reviewed.

However our opinion is not modified in respect of this matter.

8. Based on our review conducted as above and based on the consideration of management certified accounts referred to Note No. 7 above, nothing has come to our attention that causes us to believe that the Statement has not been prepared in accordance with applicable accounting standards specified under section 133 of the Companies Act, 2013 read with relevant rules there under and other recognized accounting practices and policies, and has not disclosed the Information required to be disclosed in terms of Regulation 33 of the SEBI (Listing Obligations and Disclosure Requirements) Regulations, 2015 and SEBI Circular dated 5th July, 2016 including the manner in which it is to be disclosed, or that it contains any material misstatement.

For and on behalf of
M L BHUWANIA AND CO LLP
Chartered Accountants
Firm's Registration No. 101484W/W100197



Ashishkumar Bairagra
Partner
Membership No. 109931
Place: Mumbai
Date: 30th November, 2017



M L BHUWANIA AND CO. LLP

CHARTERED ACCOUNTANTS

Annexure A to our report dated 30th November, 2017

S.R.No	NAME	Subsidiary/Step down Subsidiary/Joint Venture
1	Datamatics Global Services Inc.	Subsidiary
2	Datamatics Global Services Gmbh	Subsidiary
3	Datamatics Infotech Limited	Subsidiary
4	Datamatics Global Services Pty Limited	Subsidiary
5	Datamatics Global Technologies Ltd	Subsidiary
6	Datamatics Global Technologies AG	Subsidiary
7	Cignex Datamatics Technologies Private Limited	Step down Subsidiary
8	LD Publishing and eRetail Limited	Subsidiary
9	Attune Infocom Private Limites	Step down Subsidiary
10	Scalysis Technologies Private Limited	Step down Subsidiary
11	Datamatics Digital Private Limited	Subsidiary
12	Datamatics Global Services Corp	Step Down Subsidiary
13	Cignex Datamatics Corporation BVI	Step down Subsidiary
14	CIGNEX Datamatics, Inc.	Step down Subsidiary
15	CIGNEX Datamatics Pte Ltd	Step down Subsidiary
16	CIGNEX Datamatics GmbH	Step down Subsidiary
17	Cignex Datamatics UK Limited	Step down Subsidiary
18	Lumina Datamatics Limited	Subsidiary
19	Datamatics Global Services FZLLC	Subsidiary
20	Lumina Datamatics US Inc	Step down Subsidiary
21	Lumina Datamatics GmbH	Step down Subsidiary
22	LDR eRetail Limited	Step down Subsidiary
23	Lumina Datamatics Assessment & Analytics, LLC	Step down Subsidiary
24	Duo Design LLC	Step down Subsidiary
25	Cybercom Datamatics Information Solutions Limited	Joint Venture
26	Elevondata Labs Holding	Joint Venture
27	Elevondata LLC	Joint Venture
28	Elevondata India Pvt. Ltd.	Joint Venture



M L BHUWANIA AND CO LLP

CHARTERED ACCOUNTANTS

F-11, 3rd floor, Manek Mahal, 90, Veer Nariman Road, Churchgate, Mumbai - 400 020, INDIA.
T : +91 22 6117 4949 F : +91 22 6117 4950 E : info@mlbca.in W : www.mlbca.in

LIMITED REVIEW REPORT

The Board of Directors of
M/S. DATAMATICS GLOBAL SERVICES LIMITED


1. We have reviewed the accompanying statement of unaudited standalone financial results of **M/s. DATAMATICS GLOBAL SERVICES LIMITED**, (the "Company") for the quarter and half year ended 30th September, 2017 attached herewith, being submitted by the company pursuant to requirement of Regulation 33 of the Securities and Exchange Board of India (SEBI) (Listing Obligations and Disclosure Requirements) Regulations, 2015, as modified by the circular no. CIR/CFD/FAC/62/2016 dated 5th July, 2016 (The Regulations).
2. The unaudited financial results are is the responsibility of the Company's management and have been approved by the Board of Directors in their meeting held on 30th November, 2017. Our responsibility is to issue a report on these unaudited financial results based on our review.
3. We conducted our review in accordance with the Standard on Review Engagement (SRE) 2410, "Review of Interim Financial Information Performed by the Independent Auditor of the Entity" issued by the Institute of Chartered Accountants of India. This Standard requires that we plan and perform the review to obtain moderate assurance as to whether the Statement is free of material misstatement. A review is limited primarily to inquiries of company personnel and analytical procedures applied to financial data and thus provide less assurance than an audit. We have not performed an audit and accordingly, we do not express an audit opinion.
4. We draw attention to the fact that figures for the corresponding quarter and half year ended 30th September, 2016, including the reconciliation of profit under Ind AS of the corresponding quarter and half year ended with profit reported under previous GAAP as reported in these unaudited standalone financial results have been approved by the Company's Board of Directors but have not been subjected to our review. Our conclusion is not qualified in respect of these matters.
5. The Company has an investment of Rs. 644.04 million in one of its wholly owned subsidiaries and also extended loans and advances of Rs. 7.31 million to this subsidiary as on 30th September, 2017. The net worth of this subsidiary has declined. We are given to understand that this investment is for long term and strategic in nature and the management is confident of turning around the subsidiary in the near future. In view of this, we are unable to comment on whether provision if any, for diminution in value of investment is required to be made.



M L BHUWANIA AND CO. LLP
CHARTERED ACCOUNTANTS

6. Based on our review conducted and read together with paragraph 5 above, nothing has come to our attention that causes us to believe that the Statement has not been prepared in accordance with applicable accounting standards specified under section 133 of the Companies Act, 2013 read with relevant rules there under and other recognized accounting practices and policies, and has not disclosed the Information required to be disclosed in terms of Regulation 33 of the SEBI (Listing Obligations and Disclosure Requirements) Regulations, 2015 and SEBI Circular dated 5th July, 2016 including the manner in which it is to be disclosed, or that it contains any material misstatement.

For and on behalf of
M L BHUWANIA AND CO LLP
Chartered Accountants
Firm's Registration No. 101484W/W100197



Ashishkumar Bairagra

Partner

Membership No. 109931

Place: Mumbai

Date: 30th November, 2017

F- 11, 3rd Floor, Manek Mahal,
90, Veer Nariman Road, Churchgate,
Mumbai - 400 020, India.



UNAUDITED FINANCIAL RESULTS FOR THE QUARTER AND HALF YEAR ENDED SEPTEMBER 30, 2017

(Rupees in millions)

	STANDALONE					CONSOLIDATED				
	Quarter ended			Half year ended		Quarter ended			Half year ended	
	30-Sep-17	30-Jun-17	30-Sep-16	30-Sep-17	30-Sep-16	30-Sep-17	30-Jun-17	30-Sep-16	30-Sep-17	30-Sep-16
	Unaudited	Unaudited	Unaudited	Unaudited	Unaudited	Unaudited	Unaudited	Unaudited	Unaudited	Unaudited
Income from Operations										
Revenue from operations	782.26	759.55	710.04	1,541.81	1,416.09	2,320.95	2,085.67	2,104.61	4,406.62	4,177.66
Other income	87.66	40.02	42.88	127.68	75.40	115.56	50.95	28.88	166.51	78.57
Total Income	869.92	799.57	752.92	1,669.49	1,491.49	2,436.51	2,136.62	2,133.49	4,573.13	4,256.23
Expenses										
Operational expenses	7.49	1.50	(0.04)	8.99	-	24.78	14.45	8.61	39.23	32.99
Employees benefits expense	506.35	487.66	460.20	994.01	892.28	1,435.06	1,288.89	1,281.20	2,723.95	2,519.76
Depreciation and amortisation expense	25.80	26.20	28.09	52.00	54.97	44.71	43.41	63.43	88.12	127.97
Finance costs	10.56	5.55	6.64	16.11	19.24	11.82	6.05	11.46	17.87	28.56
Other expenses	201.35	202.29	195.10	403.64	382.34	669.95	591.66	574.56	1,261.61	1,135.49
Total expenses	751.55	723.20	689.99	1,474.75	1,348.83	2,186.32	1,944.46	1,939.26	4,130.78	3,844.77
Share of net profits of associates and joint ventures accounted for using the equity method	-	-	-	-	-	6.87	6.91	(3.81)	13.78	3.85
Profit before tax	118.37	76.37	62.93	194.74	142.66	257.06	199.07	190.42	456.13	415.31
Tax Expense (including deferred tax and MAT Credit)	22.53	11.63	9.00	34.16	22.40	40.14	38.36	25.85	78.50	59.76
Net Profit (+) / Loss (-) from Ordinary Activities after tax	95.84	64.74	53.93	160.58	120.26	216.92	160.71	164.57	377.63	355.55
Other Comprehensive Income										
Items that will be reclassified to profit or loss	-	-	-	-	-	-	-	-	-	-
Income tax relating to Items that will be reclassified to profit or loss	-	-	-	-	-	-	-	-	-	-
Items that will not be reclassified to profit or loss										
Actuarial gains and losses	(7.18)	(1.31)	4.45	(8.49)	3.01	(6.15)	(6.00)	5.68	(12.15)	3.01
Fair Value gain on FVOCI investments	(0.23)	0.02	(1.05)	(0.21)	0.17	(0.23)	0.02	(1.05)	(0.21)	0.17
Tax relating to Items that will not be reclassified to profit or loss	2.56	0.45	(0.08)	3.01	(1.05)	2.18	2.07	-	4.25	(1.05)
Total comprehensive income for the year	90.99	63.90	57.25	154.89	122.39	212.72	156.80	169.20	369.52	357.68
Profit attributable to :										
Owners of the company	90.99	63.90	57.25	154.89	122.39	208.27	151.98	181.32	360.25	370.15
Non Controlling Interest	-	-	-	-	-	8.65	8.73	(16.75)	17.38	(14.60)
Net Profit/Loss after taxes, non controlling Interest	90.99	63.90	57.25	154.89	122.39	216.92	160.71	164.57	377.63	355.55
Total comprehensive income attributable to :										
Owners of the company	-	-	-	-	-	204.07	148.07	184.40	352.14	372.28
Non Controlling Interest	-	-	-	-	-	8.65	8.73	(15.20)	17.38	(14.60)
Total comprehensive income for the year	90.99	63.90	57.25	154.89	122.39	212.72	156.80	169.20	369.52	357.68
Paid-up equity share capital (Face Value per share Rs. 5/-)	294.75	294.75	294.75	294.75	294.75	294.75	294.75	294.75	294.75	294.75
Earnings Per Share (EPS) (Not Annualised)										
- Basic	1.63	1.10	0.91	2.72	2.04	3.68	2.73	2.79	6.41	6.03
- Diluted	1.63	1.10	0.91	2.72	2.04	3.62	2.70	2.79	6.32	6.03



Segment Reporting

Operating segments are components of an enterprise for which discrete financial information is available that is evaluated regularly by the chief operating decision maker, in deciding how to allocate resources and assessing performance. The Group's chief operating decision maker is Vice Chairman and CEO.

The Group organised itself into two business units, which form the operating segments for segment reporting.

The operating segments are :

- a. IT Services
- b. Business Process Management (BPM)

Particulars	Q2'17-18			Q1'17-18			Q2'16-17			H1'17-18			H1'16-17		
	IT	BPM	Total	IT	BPM	Total	IT	BPM	Total	IT	BPM	Total	IT	BPM	Total
Revenue	1,244.51	1,076.44	2,320.95	1,062.59	1,023.08	2,085.67	1,096.53	1,008.09	2,104.61	2,307.10	2,099.52	4,406.62	2,261.76	1,915.90	4,177.66
Identifiable expenses	1,180.67	949.12	2,129.79	989.56	905.44	1,895.00	1,036.84	827.53	1,864.37	2,170.24	1,854.56	4,024.80	2,089.54	1,598.70	3,688.24
Segment results	63.84	127.32	191.16	73.03	117.64	190.67	59.69	180.55	240.24	136.87	244.96	381.83	172.22	317.20	489.42
unallocable expenses			56.53			49.46			74.89			105.99			156.53
Other income			115.56			50.95			28.88			166.51			78.57
Profit before taxes			257.06			199.07			190.42			456.13			415.31
Tax expenses			40.14			38.36			25.85			78.50			59.76
Profit after tax			216.92			160.71			164.57			377.63			355.55



Datamatics Global Services Limited
Statement of Assets and Liabilities

(Rupees in millions)

Particulars	STANDALONE	CONSOLIDATED
	AS AT	AS AT
	30-Sep-17	30-Sep-17
	Unaudited	Unaudited
ASSETS		
Non-current assets		
Property, plant and equipment	956.95	1,058.39
Capital work-in-progress	12.78	27.31
Goodwill	99.24	1,633.41
Other intangible assets	59.74	212.76
Financial assets		
i. Investments	2,512.04	191.43
ii. Loans	3.10	3.10
iii. Other financial assets	64.70	121.34
Deferred tax assets	445.07	573.34
Non-current tax assets	17.80	95.72
Other non-current assets	18.98	71.87
Total non-current assets	4,190.40	3,988.67
Current assets		
Financial assets		
i. Investments	240.84	360.59
ii. Trade receivables	608.68	1,600.78
iii. Cash and cash equivalents	148.14	626.24
iv. Bank balances other than (iii) above	7.07	26.47
v. Loans & Advances	49.56	42.21
vi. Other financial assets	355.02	924.50
Other current assets	83.06	168.72
Total current assets	1,492.37	3,749.51
Total assets	5,682.77	7,738.18
EQUITY AND LIABILITIES		
Equity		
Equity share capital	294.75	294.75
Reserves and surplus	3,987.27	5,105.94
Other reserves	22.80	241.57
Equity attributable to owners of the Group	4,304.82	5,642.26
Non-controlling interests	-	190.28
Total equity	4,304.82	5,832.54
LIABILITIES		
Non-current liabilities		
Financial liabilities		
i. Borrowings	192.12	196.17
ii. Other financial liabilities	152.06	2.18
Employee benefit obligations	99.20	173.48
Total non-current liabilities	443.38	371.83
Current liabilities		
Financial liabilities		
i. Borrowings	353.18	432.52
ii. Trade payables	272.60	667.84
iii. Other financial liabilities	259.90	331.40
Employee benefit obligations	16.21	21.20
Other current liabilities	32.68	80.85
Total current liabilities	934.57	1,533.81
Total liabilities	1,377.95	1,905.64
Total equity and liabilities	5,682.77	7,738.18



NOTES:

- 1 The unaudited consolidated financial results and the unaudited standalone financial results of the Company for the quarter and half year ended September 30, 2017 have been reviewed by the Audit Committee of the Board and approved by the Board of Directors at its meeting held on November 30, 2017.
- 2 The financial result for the quarter and half year ended September 30, 2016 has not been reviewed and has been presented based on the information compiled by the management after making the necessary adjustments to give a true and fair view of the results in accordance with Ind AS.
- 3 The statement does not include IND AS compliant results for previous year ended March 31, 2017, as it is not mandatory as per SEBI's circular dated July 5, 2016.
- 4 The Company has presented, for the first time, its financial results under Indian Accounting Standards ("Ind AS") which is applicable w.e.f 1st April 2017 and accordingly these financial results have been prepared in accordance with recognition and measurement principles laid down in the Ind AS 34 - Interim Financial Reporting prescribed under Section 133 of the Companies Act, 2013 read with relevant rules issued thereunder and other accounting principles generally accepted in India. Financial results for the comparative period have also been presented in accordance with the recognition and measurement principles of Ind AS 34.
- 5 The format for un-audited quarterly results as prescribed in SEBI's circular CIR/CFD/CMD/15/2015 has been modified to comply with requirement of SEBI's circular dated July 5, 2016, Ind AS and Schedule III to the Companies Act, 2013 applicable to companies that are required to comply with Ind AS.
- 6 The Company has an investment of Rs. 644.04 million in one of its wholly owned subsidiary and has also extended loans and advances of Rs. 7.31 million to this subsidiary as on September 30, 2017. The net worth of this subsidiary has declined. This investment is for long term and of strategic nature. As the management is confident of turning around the subsidiary in the near future, provision for diminution in the value, if at all required is not made.
- 7 Previous quarter figures have been appropriately regrouped and reclassified wherever necessary to conform to the current year presentations.
- 8 Reconciliations between consolidated and standalone financial results, as previously reported (referred to as 'Previous GAAP') and Ind AS for quarter presented are as under:

Particulars	In Rs. Millions			
	Consolidated	Standalone	Consolidated	Standalone
	H1 16-17	H1 16-17	Q2 16-17	Q2 16-17
Net Profit as per previous GAAP	371.64	122.56	202.04	70.58
Fair valuation of Investments	(18.78)	(16.20)	(30.16)	(24.96)
Amortisation of leasehold land	(2.34)	(2.34)	(1.17)	(1.17)
Deferred tax on freehold land	1.57	1.57	2.36	2.36
Amortisation of transaction costs on borrowings	(0.23)	(0.23)	(0.11)	(0.11)
Reversal of amortisation of goodwill	12.40	12.40	6.20	6.20
Actuarial valuation loss reclassification to OCI	(2.99)	(2.99)	(5.65)	1.00
Deferred tax impact on Ind AS adjustments	(6.52)	(1.84)	(2.32)	(4.19)
Tax on OCI Items	1.05	1.05	1.55	1.12
Unwinding of interest on preference shares	-	6.28	-	3.11
Outside basis Tax	(2.18)	-	(2.18)	-
Ind AS impact on Equity Accounting of CDIS	(4.69)	-	0.08	-
Ind AS impact on Equity Accounting of LDERL	6.62	-	(6.06)	-
Net profit for the period under Ind AS	355.55	120.26	164.57	53.93
Other Comprehensive Income	2.13	2.13	4.63	3.32
Total Comprehensive Income under Ind AS	357.68	122.39	169.20	57.25

For and on behalf of the Board
Datamatics Global Services Limited


Rahul L. Kanodia
Vice Chairman & CEO



Place : Mumbai
Date : November 30, 2017